



20 287 90

# Candle Holder - as Lamp

© [www.inspiration-for-glass.com](http://www.inspiration-for-glass.com)






You can use the candle holder also as a light, this offers particularly as an option with the larger candle holders.

You consider this already by the construction of the candle holder. Then they can put later alternatively a candle or light bulb in the candle holder.

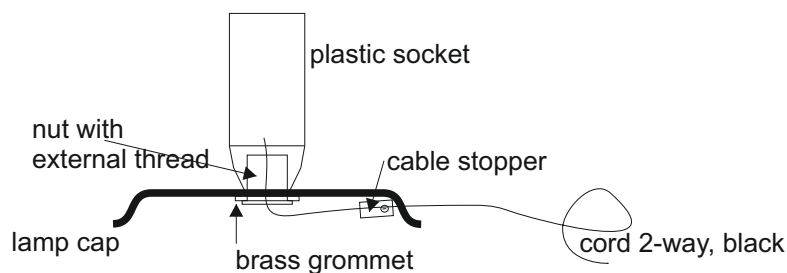
The only difference between a pure candle holder and a candle holder which keeps open both options passes in the base plate of mirror glass (see drawing following page).

The power cord is simply put through an opening in the light ground. Thus you can change any time from candle light to electric light and vice versa.

These parts you need for a lamp:




Thus the individual parts are assembled:



Here the ready lamp:





The view from top into the light. Through this opening you put the cable with plug and switch ( 2-way power cord 20 106 02 )

