



CandleLite - Jalila

© www.inspiration-for-glass.com



CandleLite "Jalila" "



CandleLite "Jalila" approx. 16 x 16 x 30 cm (6 x 6 x 12")


Material for one light:

- textured clear glass
- 2 different colors cathedral glass
- mirror for the bottom




This example shows:

- Spectrum 100 CZ, clear
- Spectrum 151 RR, red
- Spectrum 171 RR, orange



pattern
in scale 1:4



pattern in original size


pattern in original size

2

3


4

bottom cut´ from mirror 16,2 x 16,2cm



If you cut the corners at the mirror, you produce small air holes in the bottom and later the candle burns better.


I recommend to coat the mirror edge with mirror protection varnish.
It is also useful to make the copper foil overlap at the mirror's coated side a little wider.




After the final cleaning of the light I recommend to paint the bottom - this looks more professional than the usual mirror coating.

The rubber bumps ensure the perfect stand even on sensitive ground.


More color variations:



Spectrum 100 CZ, clear
Spectrum 161 RR, yellow
Spectrum 591-1 RR, champagne




Spectrum 100 CZ, clear
Spectrum 533-1 RR, aquamarine
Spectrum 134 RR, blue




Spectrum 100 CZ, clear
Spectrum 125 RR, dark green
Spectrum 526-2 RR, green


More color variations:



Spectrum 100 CZ, clear
Spectrum 534-2 RR, violet
Spectrum 591-1 RR, champagne



Spectrum 100 CZ, clear
Spectrum 151 RR, red
Spectrum 523-2 RR, teal



Spectrum 100 K, clear
Spectrum 110-8 RR, dark amber
Spectrum 110-2 RR, light amber