



CandleLite - Julie

© www.inspiration-for-glass.com



CandleLite " Julie "




CandleLite " Julie " approx. 7 x 28 x 11 cm (3 x 11 x 4")

Material for one light:

textured clear glass
2 different colors cathedral glass

mirror for the bottom





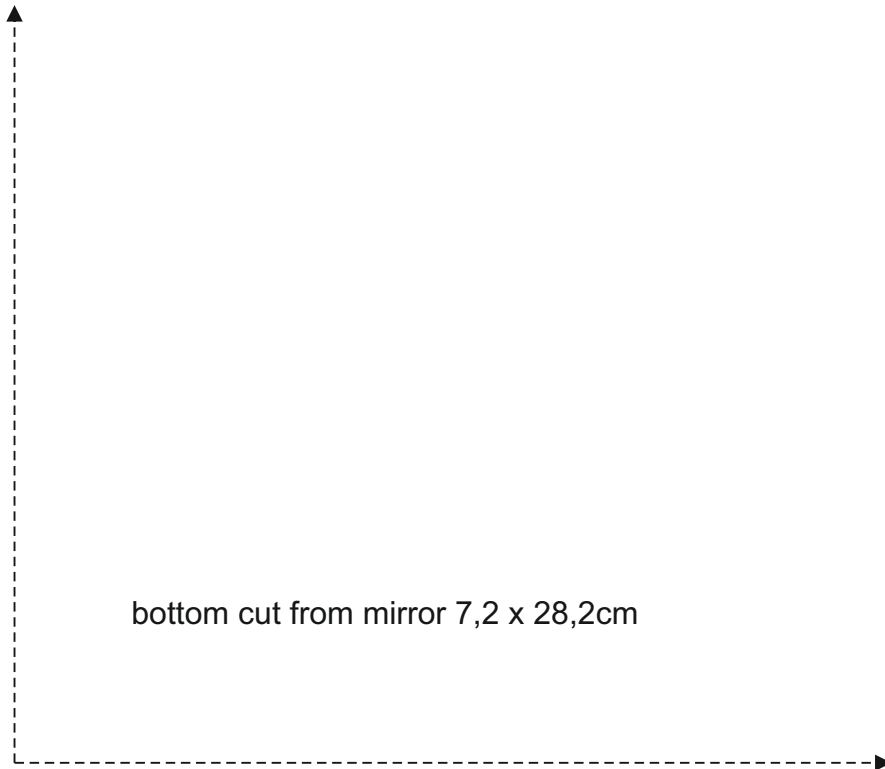
This example shows:

Spectrum 100 CZ, clear
Spectrum 151 RR, red
Spectrum 171 RR, orange


CandleLite " Julie " 7 x 28 x 11 cm (3 x 11 x 4")

pattern in original size






bottom cut from mirror 7,2 x 28,2cm



If you cut the corners at the mirror, you produce small air holes in the bottom and later the candle burns better.

I recommend to coat the mirror edge with mirror protection varnish. It is also useful to make the copper foil overlap at the mirror's coated side a little wider.



After the final cleaning of the light I recommend to paint the bottom - this looks more professional than the usual mirror coating.

The rubber bumps ensure the perfect stand even on sensitive ground.