

Garden Art - Clown

© www.inspiration-for-glass.com

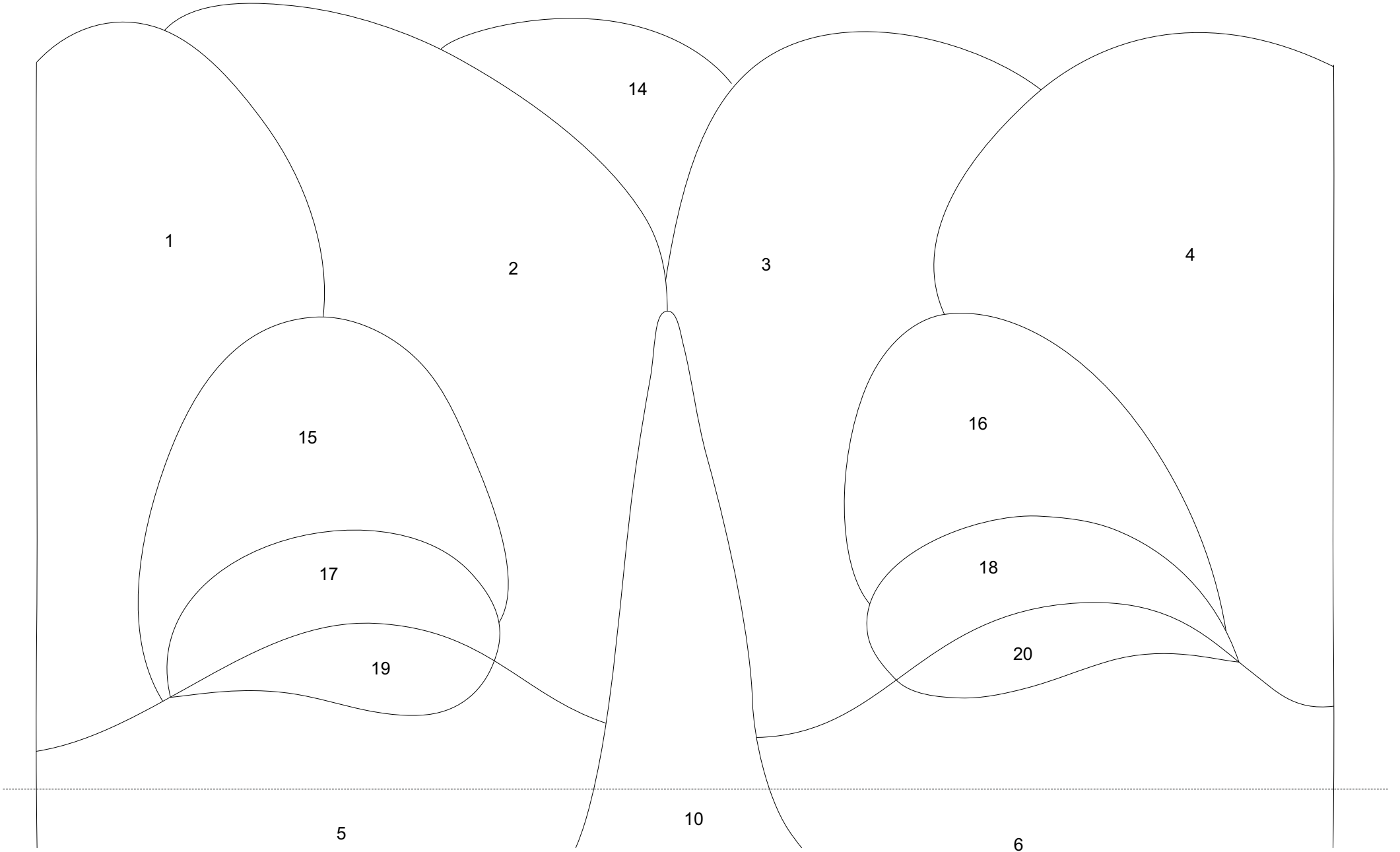


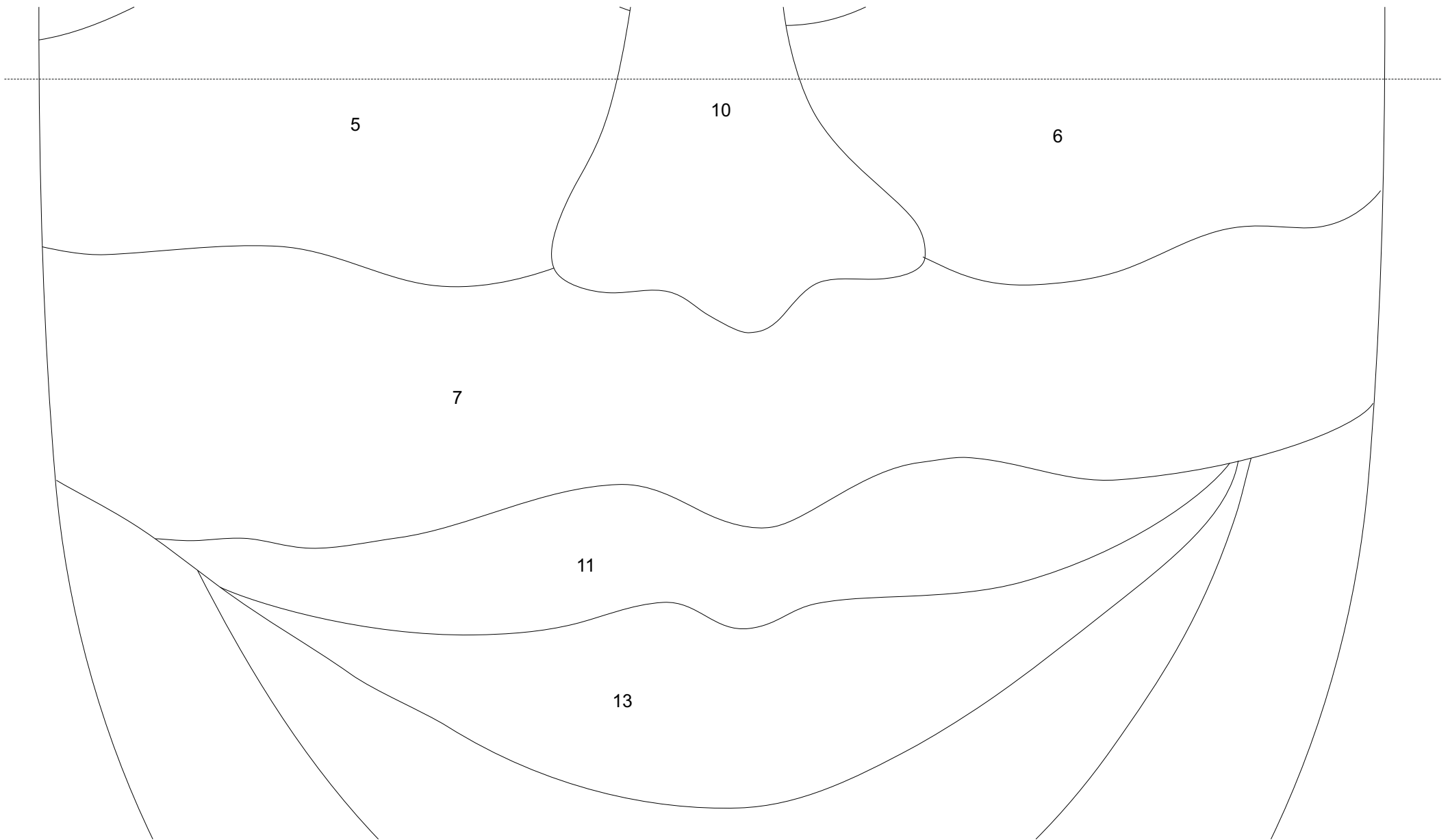
Garden Art "Clown"



All information without guarantee

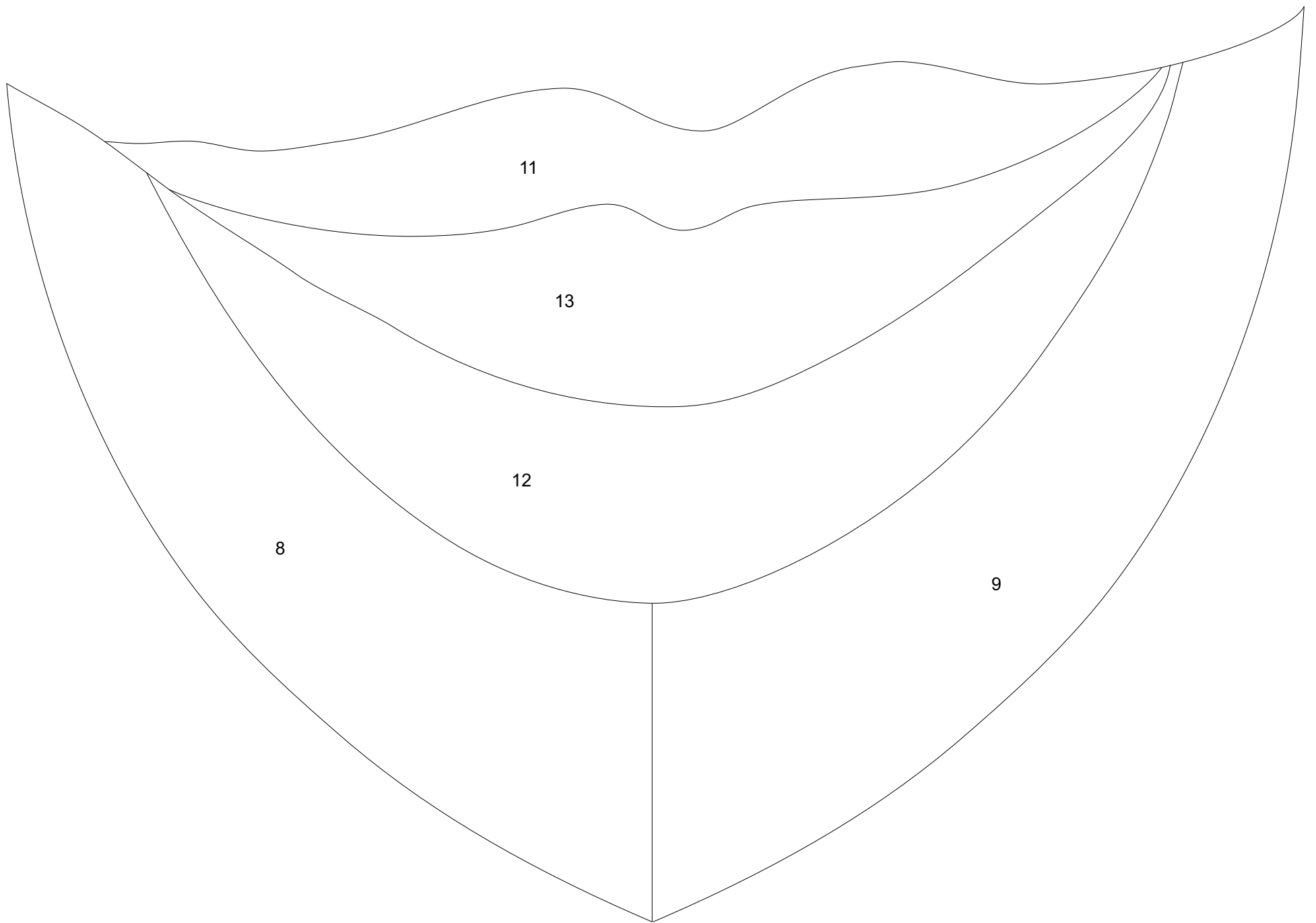
"Clown" 41 x 26 cm (16 x 10")






Pattern in original size

Garden Art - Clown





scale 1:2,5

piece	Glass selection - as in the original
1-9	Spectrum Glas 307
10	Spectrum Glas 826-92
11-12	Spectrum Glas 359-1
14 -16	Spectrum Glas 377-1
13 + 17 + 18	Spectrum Glas 367-1
19 + 20	Spectrum Glas 833-91



The principle is simple ..

Around the actual glass work solder a metal construction.
Use a Metal pipe as a stand and you're set.

A few general notes on the materials used in the metal frame:

LIVING in EUROPE - METRIC system:

Materials should be in color glass trade actually known under the following numbers:

- 4252000 - You will need 2 meters
1 meter brass tube with an outside diameter of 5mm and wall thickness 0.45 mm
- 4251800 - You need 0.5 meters
1 meter of brass pipe with outer diameter and 2mm wall thickness 0.5 mm
- 4220000 - You will need 1 meter
Metal strips 1mm x 3.6 - usually as "wrench" means.
- 2431800 - You will need 2 pieces
Brass washer diameter 20mm x hole 10mm x 2mm thick
The copper pipe with outer diameter 12mm and thickness 1mm is available at the hardware store.

A detailed instruction you will find for free download on the " garden art " overview page. A simplified schematic diagram can be found here on the next page.

LIVING in the USA :

Materials should be found at your art glass supplier or hardware store :

- (A) - You will need 7'
brass tube with an outside diameter of 13/64" and wall thickness 3/64"
- (B) - You need 25"
brass pipe with outer diameter and 5/64" wall thickness 3/64"
- (C) - You will need 1 meter
metal strips 1mm x 9/64" - usually as "wrench" means.
- (D) - You will need 2 pieces
brass washer diameter 51/64" x hole 13/32" x 5/64" thick
The copper pipe with outer diameter 1/2" and thickness 1/8" is available at the hardware store.

