





Room design " Egyptian hills "
ca. 113 x 40 cm (45" x 16")

glass selection:
 yellow: Bullseye 1320-30F iri
 light orange : Bullseye 1025-31F iri
 orange : Bullseye 1125-31F iri
 red: Bullseye 1122-31F iri
 aquamarine: Bullseye 1116-31F iri
 blue: Bullseye 1464-31F iri
 clear: Bullseye 1101-44F iri
 clear background: Spectrum 100 Chord

Pattern in original size




© www.inspiration-for-glass.com

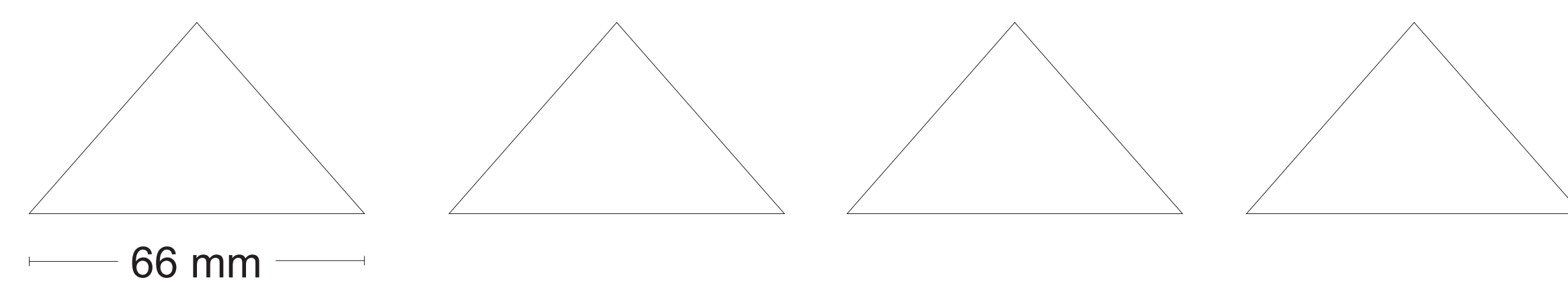


● = here you drill a hole of about 6-7mm in diameter.
 You will need the four holes, for mounting
 the glass picture onto the wall.
 wall mounting with: distance holder 4596100

For a stronger construction please sold around the picture with two layers of reinforcing bar of 3,6x1mm (4220000)



Pattern in original size:



Attention !!
 First finish the three segments of pyramids.
 Measure the precise size of these three segments and
 fit the background accordingly.