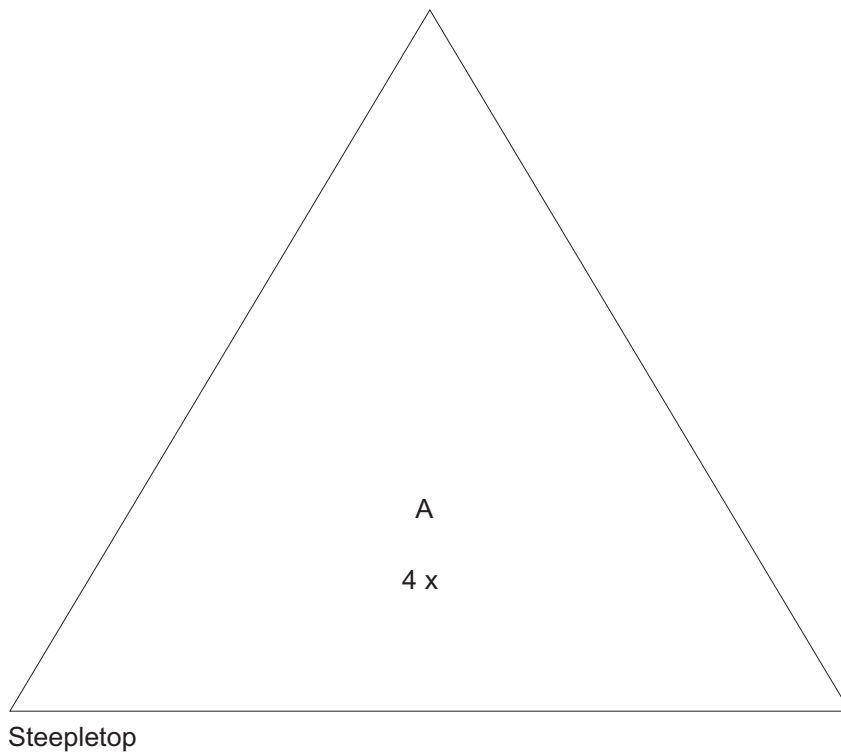





light tower



www.copyclaim.com


In this example used glasses:


top + middle colored segment ( A + E ):  
Bullseye 1025-31F, transparent light orange iridescent

2 light color segments ( C + G ):  
Bullseye 1120-31F, transparent yellow iridescent

4 dark segments ( B + D + F + H ):  
Bullseye 0100-31F, black, rainbow iridescent coated

4 repeats :





example from Spectrum 1009 Chord 6mm

The light base 21 x 21 cm

The size of the light base is 21 x 21 cm, with a 12mm drilled hole in it's middle.



The edges of the base can be covered with copper foil and soldered around - however, does not have to. If you have cut the sheet carefully enough a most lightly deburring of the sharp edges should be fine (mainly with a grinding pad). Also see detailed description to the construction of the light base.

www.inspiration-for-glass.com

The light base construction:

