

Tree Decoration



Christmas Tree Decoration - also suited as a decoration of individual branche

*On the following pages you will find some examples shown in color.
If you want your printer ... save a little ... simply print only the last pages
of the patterns in original size.*



Model 1.1



Model 1.2



Model 2.1



Model 2.2



Model 2.3



Model 2.4



Model 3.1



Model 3.2



Model 4.1



Model 5.1



Model 6.1



Model 7.1



Model 8.1



Model 8.2



Model 9.1



Model 9.2



Model 9.3



Model 9.4



Model 9.5



Model 10.1



Model 11.1



Model 12.1



Model 13.1



Model 13.2



Model 13.3



Model 13.4



Model 14.1



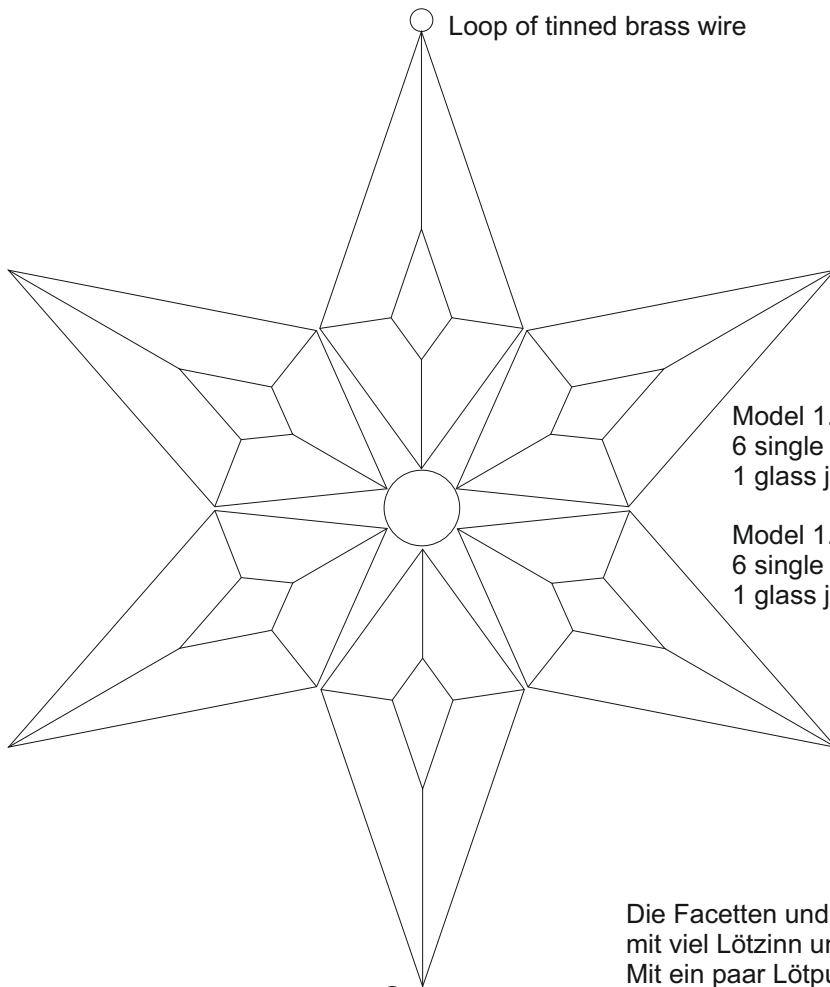
Model 14.2



Model 14.3



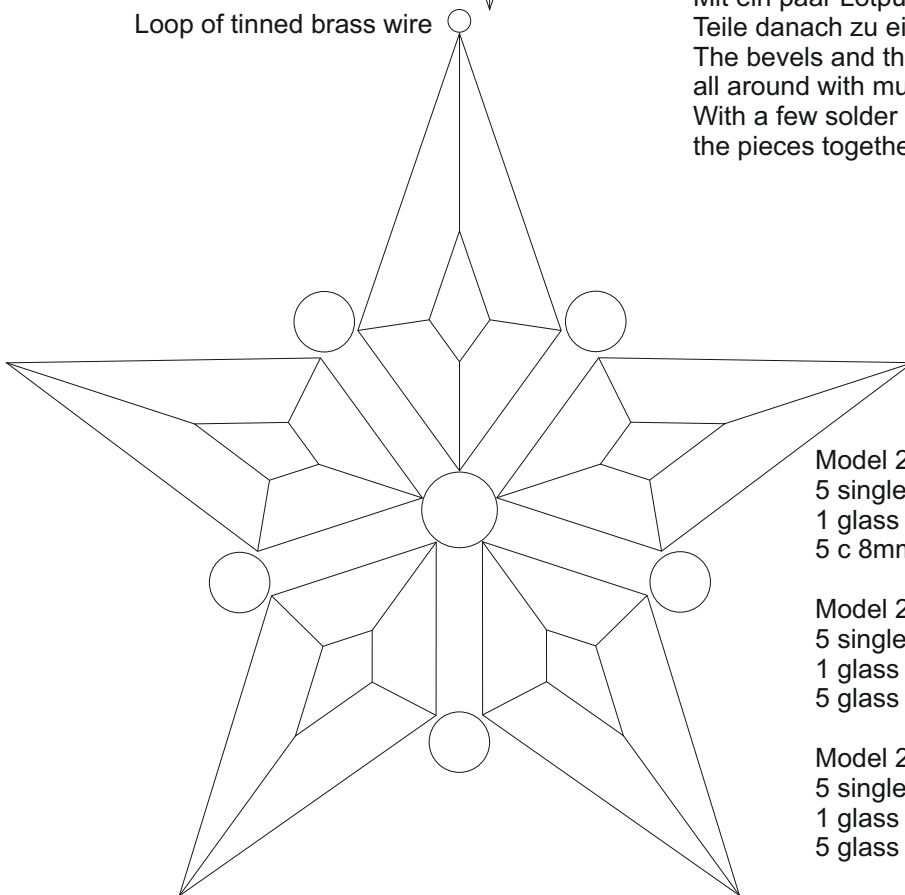
Model 14.4



Model 1.1
 6 single bevels of the bevel-set "star" 8561002
 1 glass jewel 10mm red iridescent 8610313

Model 1.2
 6 single bevels of the bevel-set "star" 8561002
 1 glass jewel 10mm clear iridescent 8610300

Loop of tinned brass wire



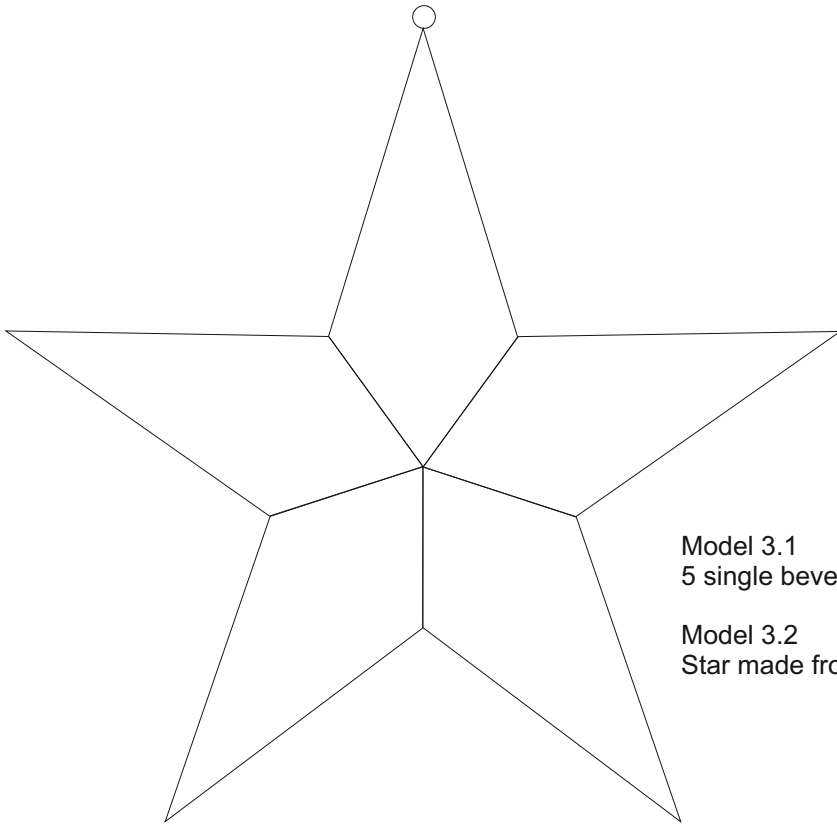
Die Facetten und der Muggelstein werden zunächst einzeln mit viel Lötzinn umlötet, so dass eine Art U-Profil entsteht. Mit ein paar Lötspunkten an den Schnittstellen setzen Sie die Teile danach zu einem Stern zusammen.
 The bevels and the glass jewels are first individually soldered all around with much solder, creating a kind of U-profile. With a few solder dots at the connection points you put the pieces together to a star.

Model 2.1
 5 single bevels of the bevel-set "star" 8561002
 1 glass jewel 10mm clear iridescent 8610300
 5 c 8mm medium amber 8610001

Model 2.2
 5 single bevels of the bevel-set "star" 8561002
 1 glass jewel 10mm clear iridescent 8610300
 5 glass jewels 8mm cobalt blue 8610005

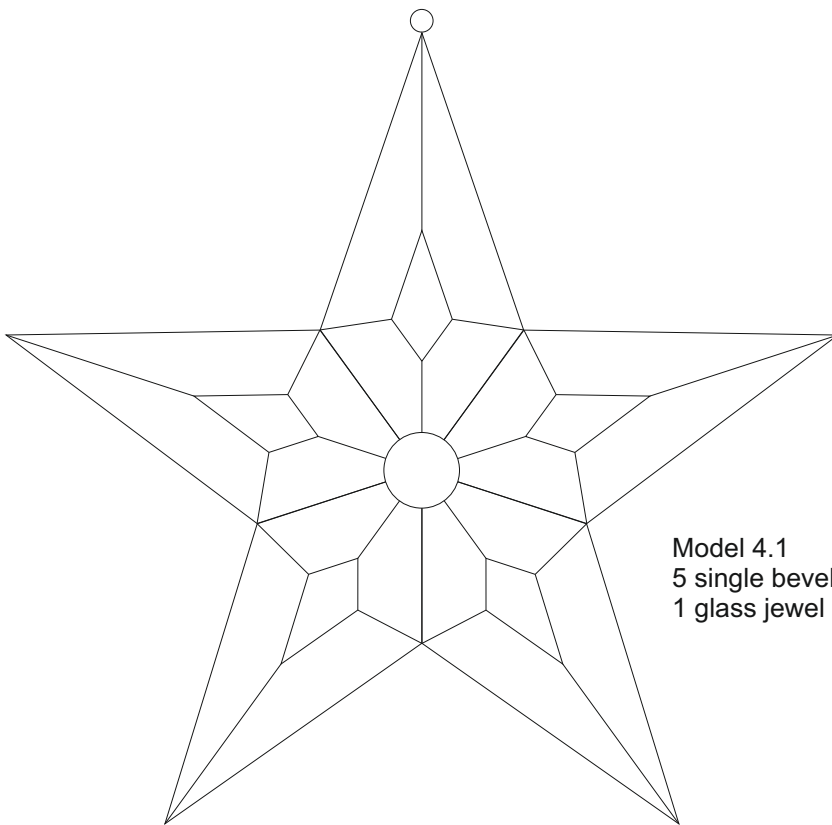
Model 2.3
 5 single bevels of the bevel-set "star" 8561002
 1 glass jewel 10mm clear iridescent 8610300
 5 glass jewels 8mm red 8610013

Model 2.4
 5 single bevels of the bevel-set "star" 8561002
 1 glass jewel 10mm red iridescent 8610313
 5 glass jewels 8mm clear 8610000

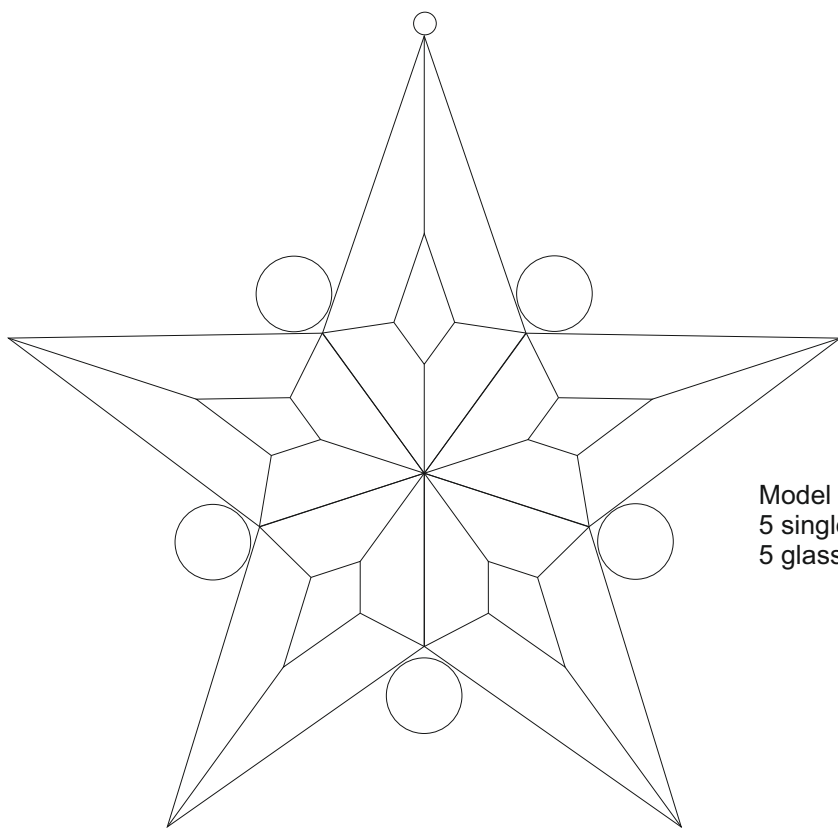


Model 3.1
5 single bevels of the bevel-set "star" 8561002

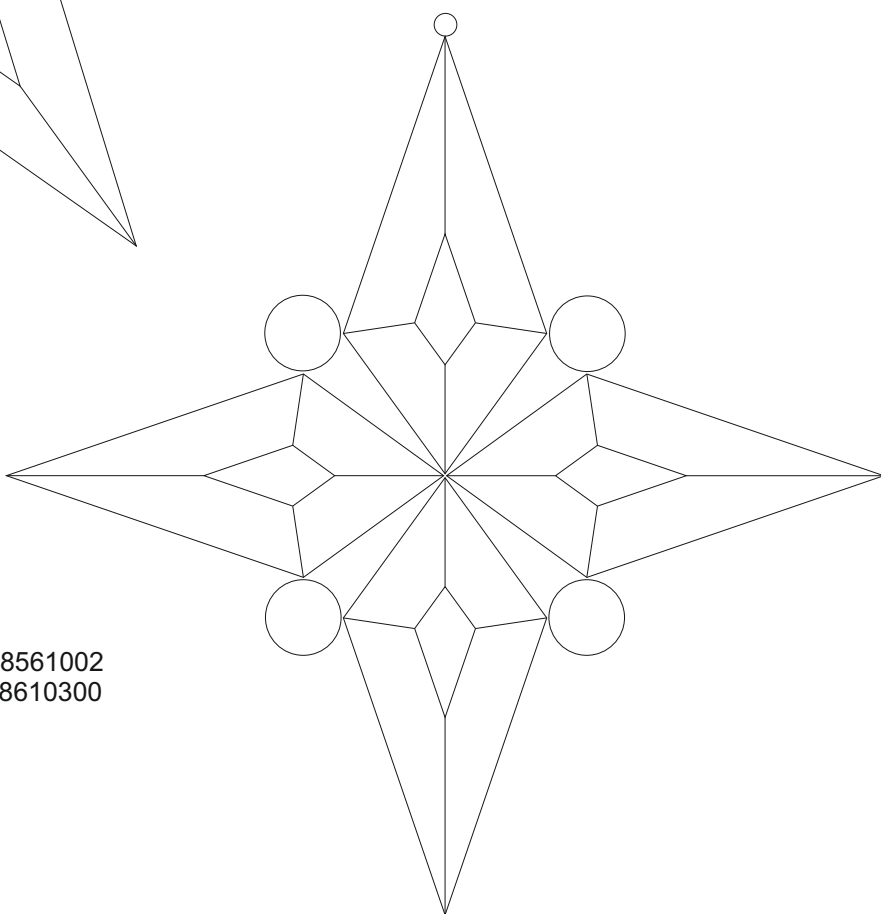
Model 3.2
Star made from dichroic glass Spectrum 100GG (3531620)




Model 4.1
5 single bevels of the bevel-set "star" 8561002
1 glass jewel 10mm clear iridescent 8610300



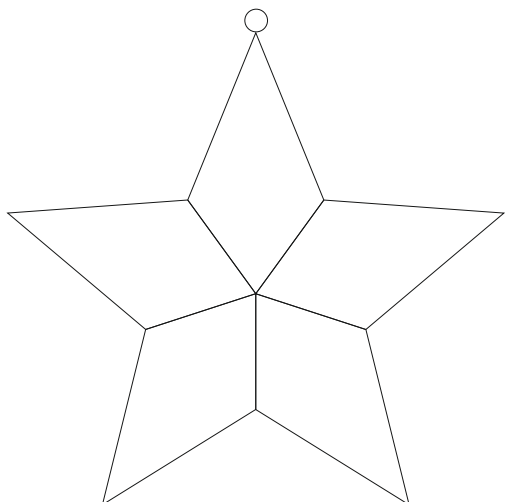
Model 5.1
5 single bevels of the bevel-set "star" 8561002
5 glass jewels 10mm red iridescent 8610313



Model 6.1
4 single bevels of the bevel-set "star" 8561002
4 glass jewels 10mm clear iridescent 8610300



Model 7.1
6 single bevels of the bevel-set "small star" 8561001
1 glass jewels 8mm yellow opal 8610021



Model 9.1
5 single bevels of the bevel-set
"small star" 8561001

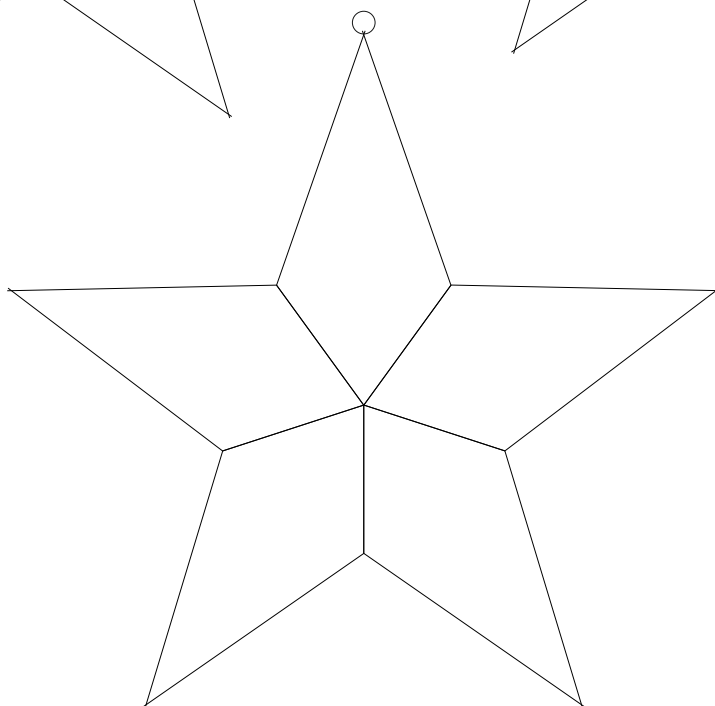
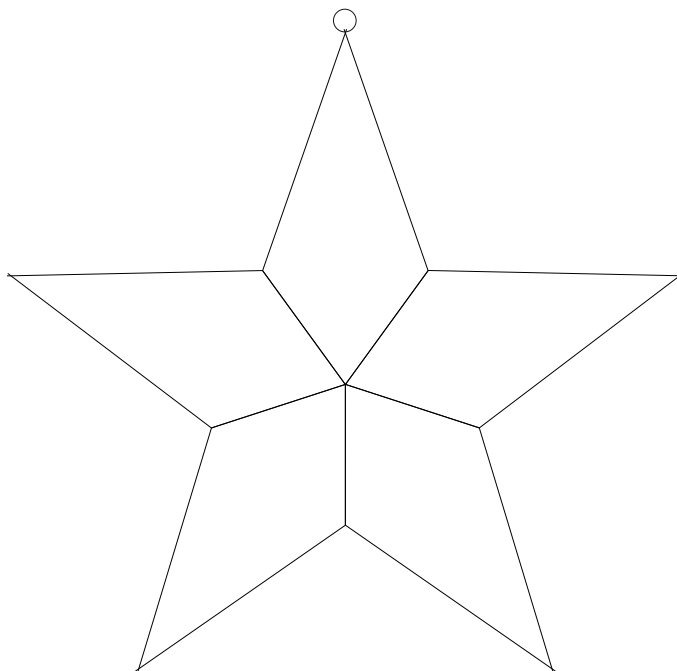
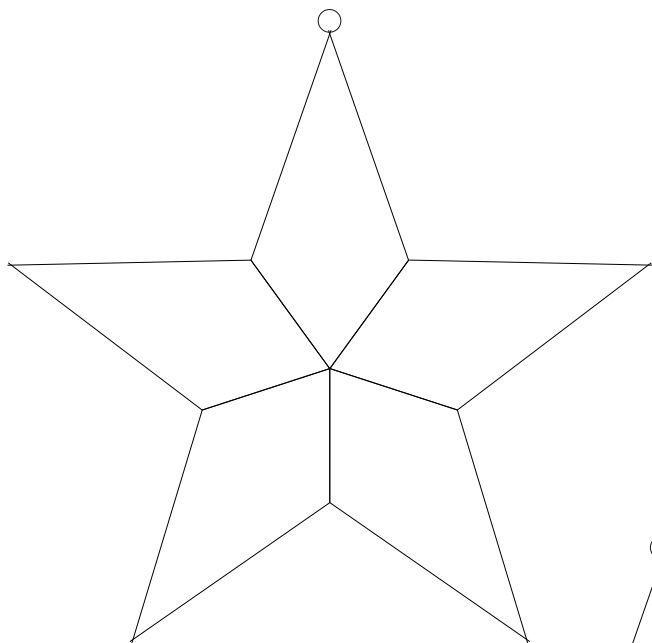
Model 9.2
Bullseye 1437-31 F iri

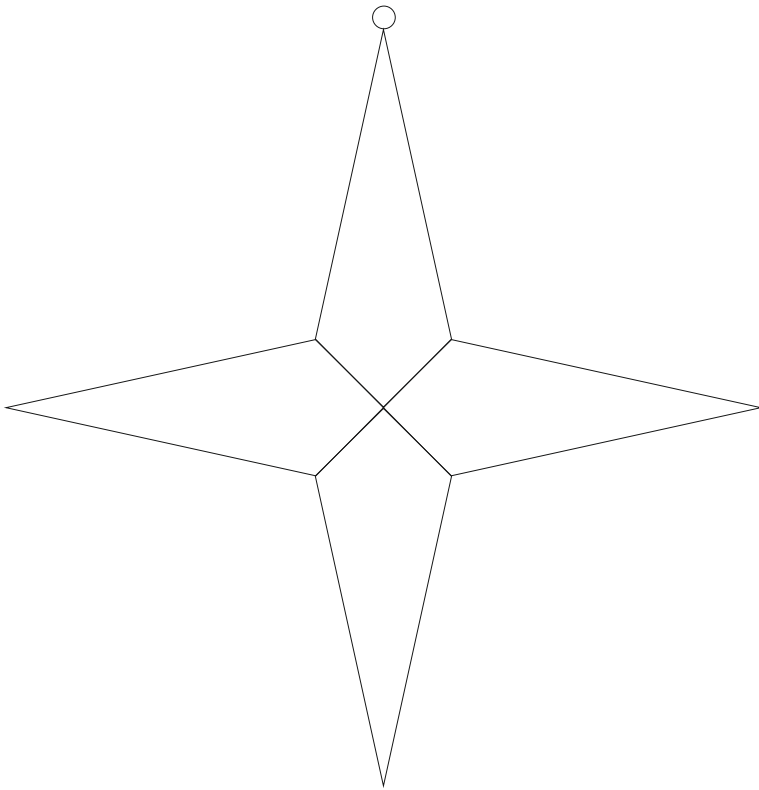
Model 9.3
Bullseye 1320-31 F iri

Model 9.4
Bullseye 1122-31 F iri

Model 9.5
Star made from dichroic glass
Spectrum 100GG (3531620)

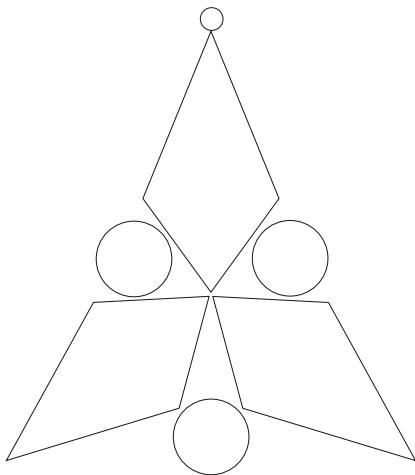
or slightly larger.... :






Model 8.1
Spectrum 151 RR

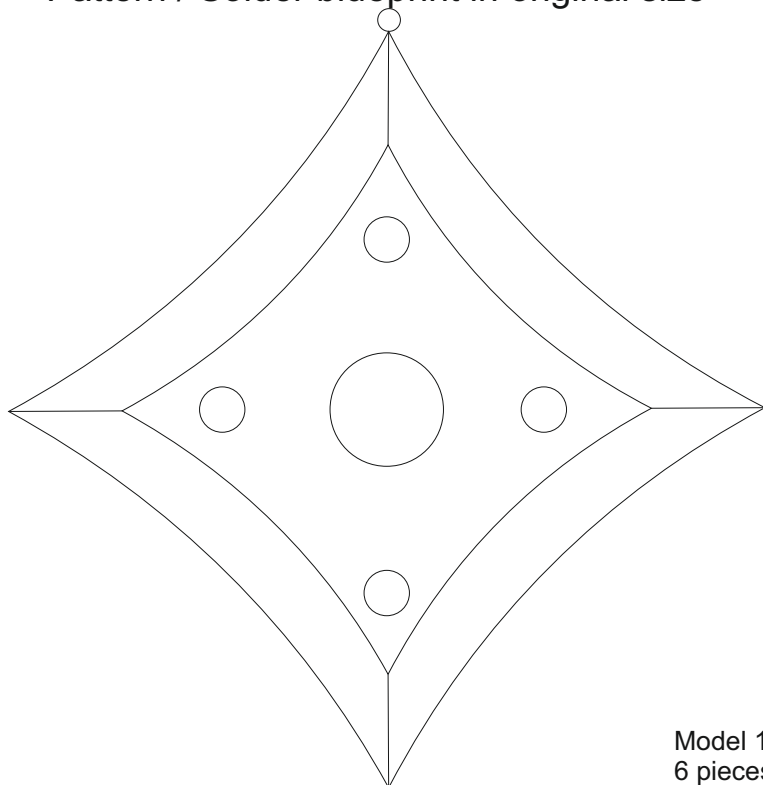
Model 8.2
Spectrum 134 W



Model 10.1
3 pieces made from dichroic glass Spectrum 100GG (3531620)
3 glass jewels 10mm red iridescent 8610313



Model 11.1
9 single bevels of the bevel-set "small star" 8561001



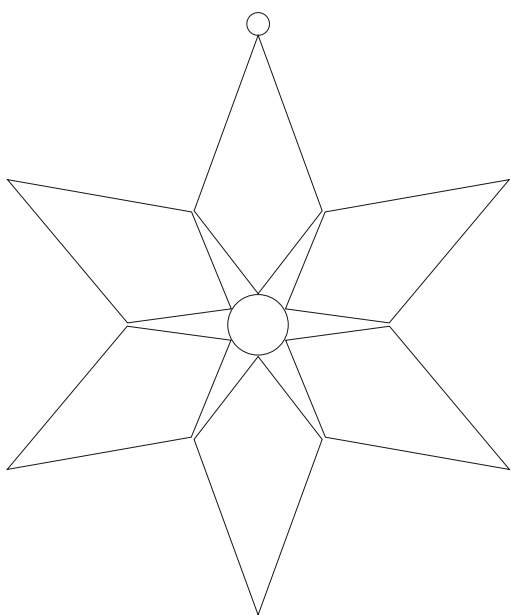
Model 12.1
 1 bevel 8560002
 glued-on glass jewels:
 1 glass jewel 15mm red 8620113
 4 glass jewels 6mm red 8600013

Model 13.1
 6 pieces Bullseye 1437-31 F iri
 1 glass jewel 10mm clear iridescent 8610300


Model 13.2
 6 pieces Bullseye 1320-31 F iri
 1 glass jewel 10mm clear iridescent 8610300

Model 13.3
 6 pieces made from dichroic glass Spectrum 100GG (3531620)
 1 glass jewel 10mm clear iridescent 8610300

Model 13.4
 6 pieces made from dichroic glass Spectrum 100GG (3531620)
 1 glass jewel 10mm red iridescent 8610313



Die Facetten und der Muggelstein werden zunächst einzeln mit viel Lötzinn umlötet, so dass eine Art U-Profil entsteht. Mit ein paar Lötspitzen an den Schnittstellen setzen Sie die Teile danach zu einem Stern zusammen.
 The bevels and the glass jewels are first individually soldered all around with much solder, creating a kind of U-profile. With a few solder dots at the connection points you put the pieces together to a star.



Model 4.1
 4 single bevels of the bevel-set "small star" 8561001
 4 glass jewels 10mm clear 8610000
 1 glass jewel 10mm cobalt blue 8610005

Model 4.2
 4 single bevels of the bevel-set "small star" 8561001
 4 glass jewels 10mm yellow opal 8610021
 1 glass jewel 10mm cobalt blue 8610000