

Wall Picture 3D - Egyptian Hills

© www.inspiration-for-glass.com

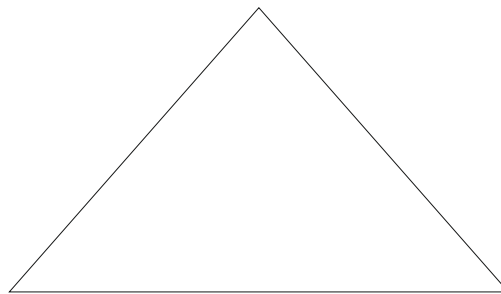
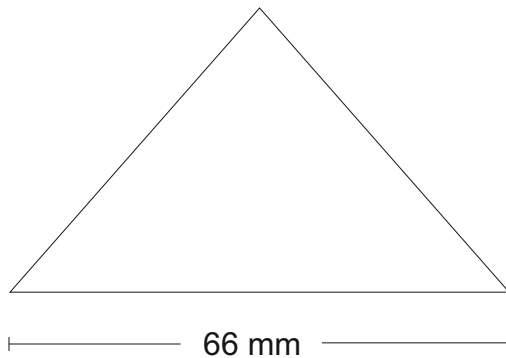




Room design " Egyptian hills "

Original size approx. 113 x 40 cm (45" x 16")


Pattern in original size:



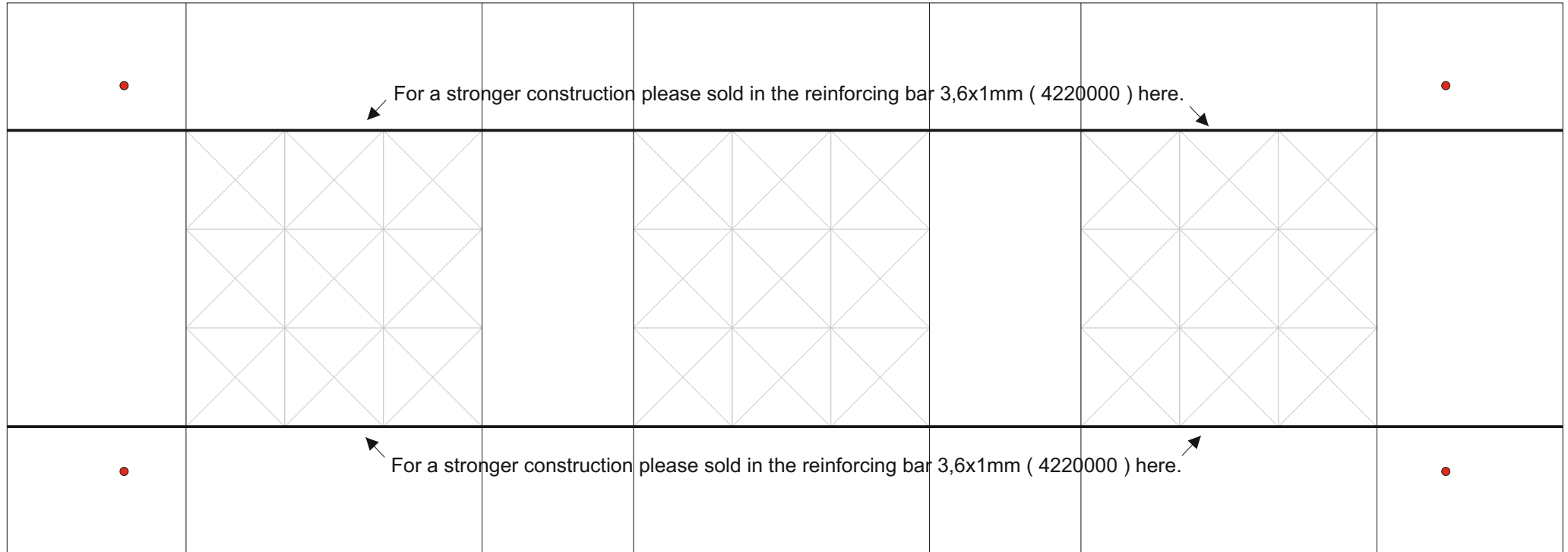
glass selection:

- yellow: Bullseye 1320-30F iri
- light orange : Bullseye 1025-31F iri
- orange : Bullseye 1125-31F iri
- red: Bullseye 1122-31F iri
- aquamarine: Bullseye 1116-31F iri
- blue: Bullseye 1464-31F iri
- clear: Bullseye 1101-44F iri

clear background: Spectrum 100 Chord




For a stronger construction please sold around the picture with two layers of reinforcing bar of 3,6x1mm (4220000)



Attention !!

First finish the three segments of pyramids.
 Measure the precise size of these three segments and
 fit the background accordingly.

 = here you drill a hole of about 6-7mm in diameter.
 You will need the four holes, for mounting
 the glass picture onto the wall.
 wall mounting with: distance holder 4596100