

# Candle Holder - Heart

© [www.inspiration-for-glass.com](http://www.inspiration-for-glass.com)



Candle light HEART



Candle light HEART approx. 25 x 15 x 25 cm ( 10" x 6" x 10" )




example:

both hearts ( side panels ):  
Spectrum 100Krinkle combined with 151RR

all other pieces:  
Spectrum 100Krinkle

bottom:  
silver mirror

**A:** cut four hearts according to the pattern - each two hearts you hold together and wrap along the edges with wide copper foil ( 1/2" - 12,7mm ). Put on top of each other the commensurate hearts - you may vary the texture of pattern, this you should test before you cut the hearts from your larger glass sheet.  
**B + C + D + E + F + G:** For these pieces you use the glass as single layer.

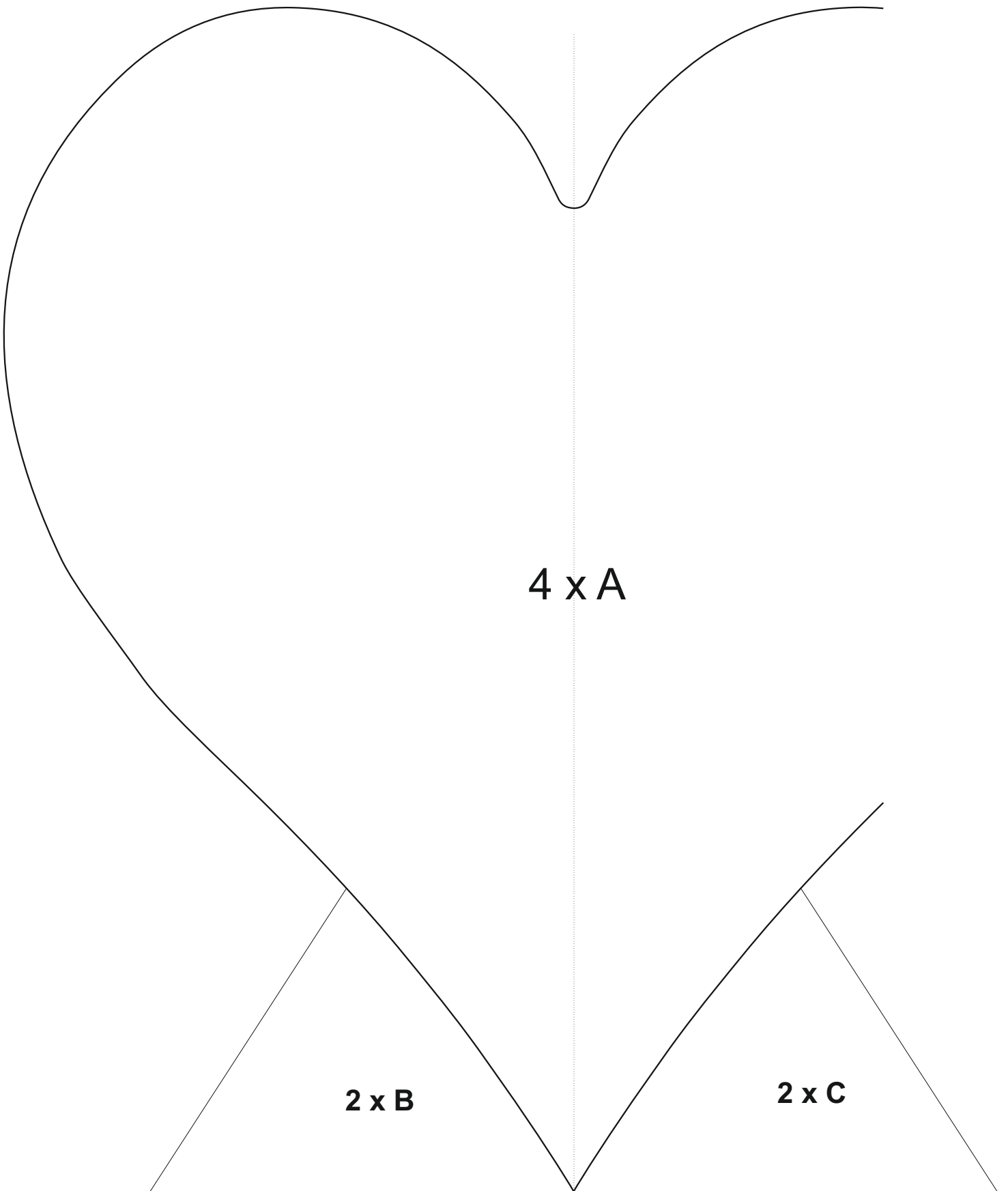


Here's hearts are made of double-layers Spectrum 100 Krinkle.  
The single layer parts are made from Bullseye 4234-00F.  
A glass diamond gives the candle light some extra charm...

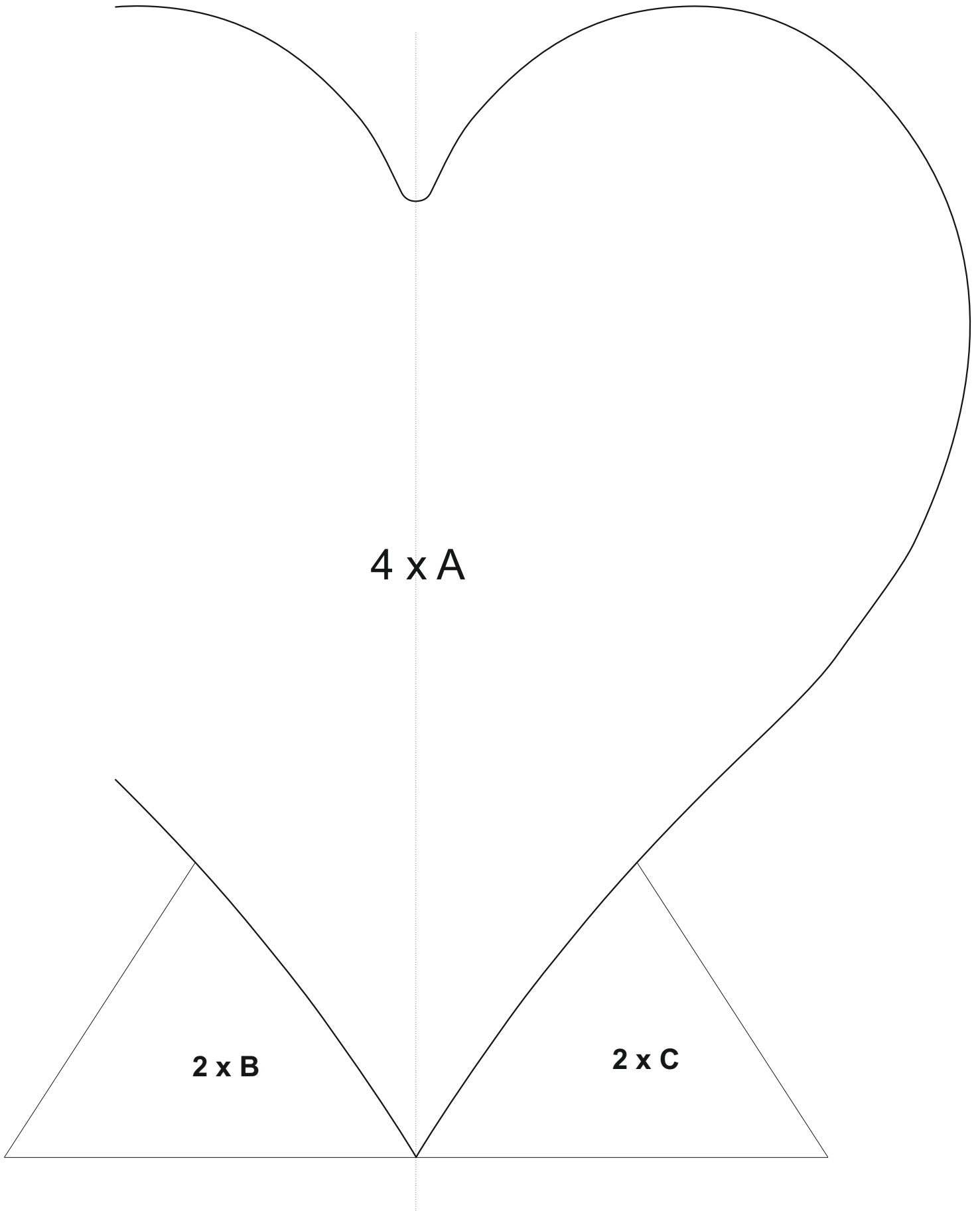
1,) A mirror bevel (6 "x 9") as a coaster gives the heart light additional brilliance.  
2,) Glue the tealight glass holder on a piece of mirror 7,5 x 16,5 cm ( 3" x 6,5" ).




side view



Combine this and the next page to one pattern.





7 x 1,5 cm      2 x E

7 x 1,5 cm      2 x F

7 x 1,5 cm      2 x G

2 x D

8 x 7 cm

