

CandleLite - Flair

© www.inspiration-for-glass.com




CandleLite "flair"



CandleLite "Flair" approx. 10 x 20 x 19 cm (4 x 8 x 8")

Material for one light:

- textured clear glass
- 2 different colors cathedral glass
- mirror for the bottom




This example shows:

- Spectrum 100 CZ, clear
- Spectrum 151 RR, red
- Spectrum 171 RR, orange


pattern in original size



pattern in original size




bottom cut from mirror 10,2 x 20,2cm



If you cut the corners at the mirror, you produce small air holes in the bottom and later the candle burns better.

I recommend to coat the mirror edge with mirror protection varnish. It is also useful to make the copper foil overlap at the mirror's coated side a little wider.




After the final cleaning of the light I recommend to paint the bottom - this looks more professional than the usual mirror coating.

The rubber bumps ensure the perfect stand even on sensitive ground.


More color variations:



Spectrum 100 CZ, clear
Spectrum 171 RR, orange
Spectrum 526-2 RR, green




Spectrum 100 CZ, clear
Spectrum 533-1 RR, aquamarine
Spectrum 134 RR, blue




Spectrum 100 CZ, clear
Spectrum 125 RR, dark green
Spectrum 526-2 RR, green

More color variations:



Spectrum 100 CZ, clear
Spectrum 171 RR, orange
Spectrum 161 RR, yellow




Spectrum 100 CZ, clear
Spectrum 171 RR, orange
Spectrum 533-1 RR, aquamarine



Spectrum 100 CZ, clear
Spectrum 171 RR, orange
Spectrum 591-1 RR, champagne

More color variations:



Spectrum 100 CZ, clear
Spectrum 161 RR, yellow
Spectrum 591-1 RR, champagner



Spectrum 100 CZ, clear
Spectrum 171 RR, orange
Spectrum 110-2 RR, amber



Spectrum 100 K, clear
Spectrum 110-8 RR, dark amber
Spectrum 110-2 RR, light amber