



CandleLite - Flair

© www.inspiration-for-glass.com




CandleLite "Flair"



CandleLite "Flair" approx. 10 x 30 x 19 cm (4 x 12 x 8")

Material for one light:


- textured clear glass
- 2 different colors cathedral glass
- mirror for the bottom
-




This example shows:

- Spectrum 100 CZ, clear
- Spectrum 151 RR, red
- Spectrum 171 RR, orange


pattern in original size






30 cm (12")

bottom cut from mirror 10,2 x 30,2cm



If you cut the corners at the mirror, you produce small air holes in the bottom and later the candle burns better.

I recommend to coat the mirror edge with mirror protection varnish. It is also useful to make the copper foil overlap at the mirror's coated side a little wider.



After the final cleaning of the light I recommend to paint the bottom - this looks more professional than the usual mirror coating.

The rubber bumps ensure the perfect stand even on sensitive ground.