



# CandleLite - Flair

© [www.inspiration-for-glass.com](http://www.inspiration-for-glass.com)




## CandleLite "Flair"



CandleLite "Flair" approx. 10 x 56 x 19 cm ( 4 x 22 x 8" )

### Material for one light:

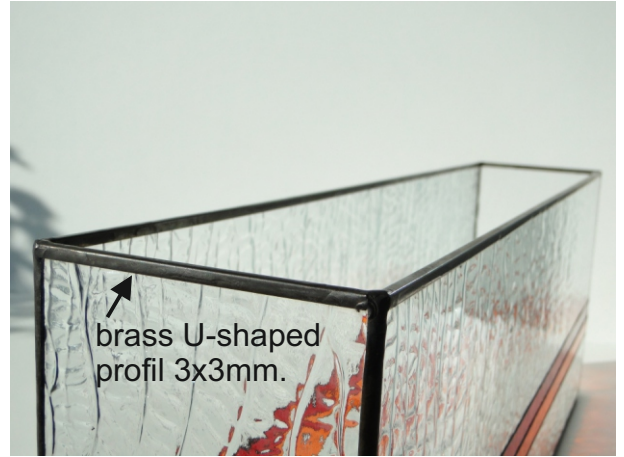
- textured clear glass
- 2 different colors cathedral glass
- mirror for the bottom




This example shows:

- Spectrum 100 CZ, clear
- Spectrum 151 RR, red
- Spectrum 171 RR, orange






pattern in original size




At this length of the candle light you please stabilize the top seam with a 3x3mm brass U-shaped profile.

Without the extra profile the copperfoil might peel off, for example when cleaning the glass..




56 cm ( 22" )

bottom cut from mirror 10,2 x 56,2cm



If you cut the corners at the mirror, you produce small air holes in the bottom and later the candle burns better.

I recommend to coat the mirror edge with mirror protection varnish. It is also useful to make the copper foil overlap at the mirror's coated side a little wider.



After the final cleaning of the light I recommend to paint the bottom - this looks more professional than the usual mirror coating.

The rubber bumps ensure the perfect stand even on sensitive ground.