

CandleLite - Flair

© www.inspiration-for-glass.com




CandleLite " flair "



CandleLite " Flair " approx. 20 x 20 x 19 cm (approx. 8 x 8 x 8")

Material for one light:


- textured clear glass
- 2 different colors cathedral glass
- mirror for the bottom




This example shows:

- Spectrum 100 CZ, clear
- Spectrum 151 RR, red
- Spectrum 171 RR, orange

pattern in original size




brass-U-shaped profile
3x3mm.



At this length of the candle light you please stabilize the top seam with a 3x3mm brass U-shaped profile.

Without the extra profile the copperfoil might peel off, for example when cleaning the glass..


bottom cut from mirror 202 x 202mm



vent

If you cut the corners at the mirror, you produce small air holes in the bottom and later the candle burns better.

I recommend to coat the mirror edge with mirror protection varnish. It is also useful to make the copper foil overlap at the mirror's coated side a little wider.



example

After the final cleaning of the light I recommend to paint the bottom - this looks more professional than the usual mirror coating.

The rubber bumps ensure the perfect stand even on sensitive ground.

bumps