

# CandleLite - Julie

© [www.inspiration-for-glass.com](http://www.inspiration-for-glass.com)




## CandleLite "Julie"



CandleLite "Julie" approx. 15 x 15 x 11 cm ( 6 x 6 x 4" )

### Material for one light:

- textured clear glass
- 2 different colors cathedral glass
- mirror for the bottom
- 



This example shows:

- Spectrum 100 CZ, clear
- Spectrum 151 RR, red
- Spectrum 171 RR, orange


pattern in original size

4x






bottom cut from mirror 152 x 152mm



If you cut the corners at the mirror, you produce small air holes in the bottom and later the candle burns better.

I recommend to coat the mirror edge with mirror protection varnish. It is also useful to make the copper foil overlap at the mirror's coated side a little wider.



After the final cleaning of the light I recommend to paint the bottom - this looks more professional than the usual mirror coating.

The rubber bumps ensure the perfect stand even on sensitive ground.