


# CandleLite - Julie

© [www.inspiration-for-glass.com](http://www.inspiration-for-glass.com)



## CandleLite "Julie"



CandleLite "Julie" approx. 7 x 7 x 11 cm ( 3 x 3 x 4" )

### Material for one light:

- textured clear glass
- 2 different colors cathedral glass
- mirror for the bottom




This example shows:

- Spectrum 100 CZ, clear
- Spectrum 151 RR, red
- Spectrum 171 RR, orange


pattern in original size



## Schnittmuster in Originalgröße




bottom cut from mirror 7,2 x 7,2cm



If you cut the corners at the mirror, you produce small air holes in the bottom and later the candle burns better.


I recommend to coat the mirror edge with mirror protection varnish. It is also useful to make the copper foil overlap at the mirror's coated side a little wider.



After the final cleaning of the light I recommend to paint the bottom - this looks more professional than the usual mirror coating.

The rubber bumps ensure the perfect stand even on sensitive ground.


more color variations:




Spectrum 100 CZ, clear  
Spectrum 161 RR, yellow  
Spectrum 591-1 RR, champagne



Spectrum 100 CZ, clear  
Spectrum 171 RR, orange  
Spectrum 526-2 RR, green



Spectrum 100 CZ, clear  
Spectrum 171 RR, orange  
Spectrum 110-2 RR, amber



Spectrum 100 CZ, clear  
Spectrum 134 RR, blue  
Spectrum 533-1 RR, aquamarine