

# CandleLite - Sara

© [www.inspiration-for-glass.com](http://www.inspiration-for-glass.com)



## CandleLite "Sara"



CandleLite "Sara" approx. 15 x 18 cm ( 6 x 7" )

### Material for one light:

- textured clear glass
- 2 different colors cathedral glass
- mirror for the bottom

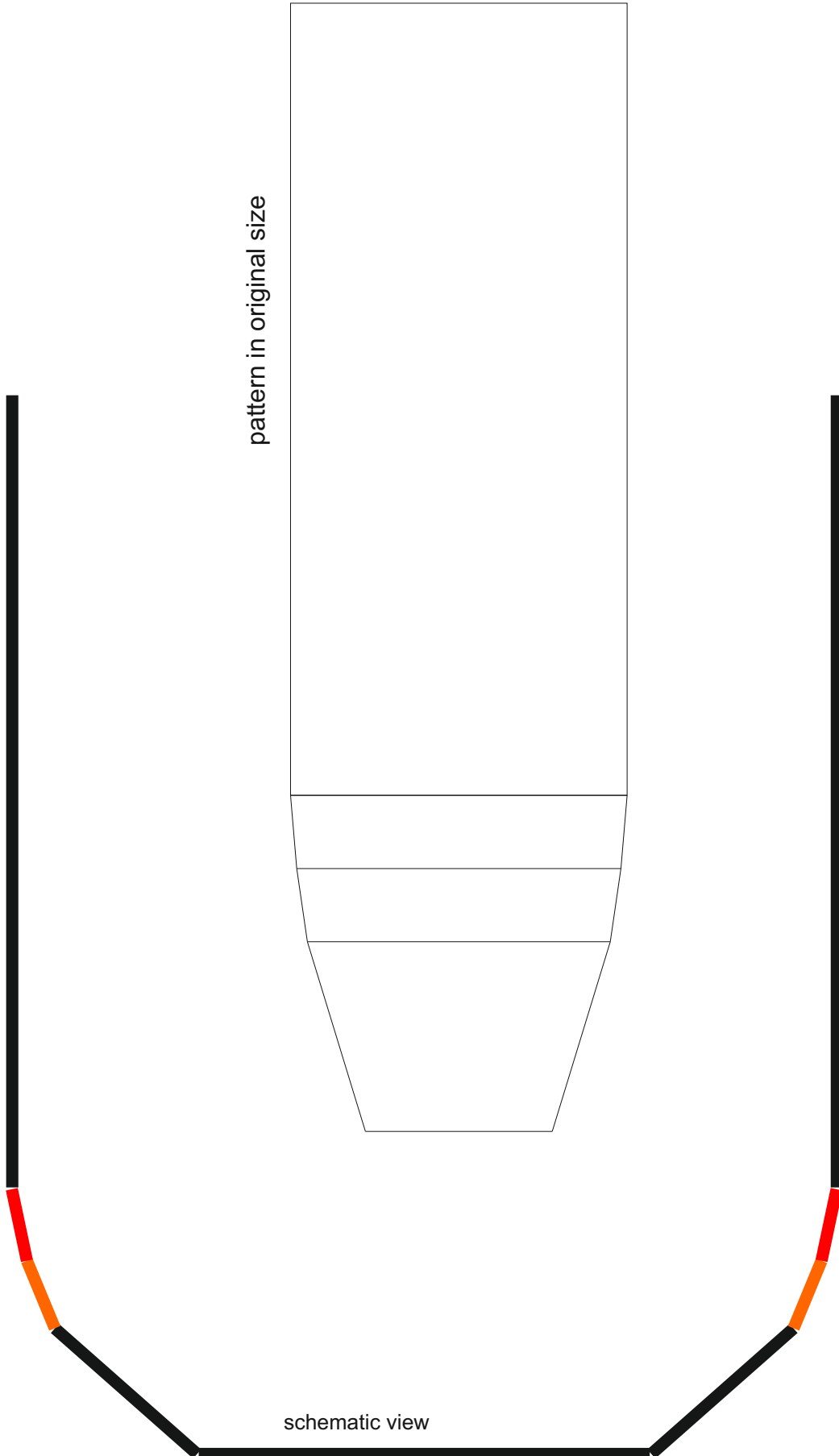


This example shows:



- Spectrum 100 CZ, clear
- Spectrum 151 RR, red
- Spectrum 171 RR, orange

8x

pattern in original size




schematic view



If you cut the corners at the mirror, you produce small air holes in the bottom and later the candle burns better.

I recommend to coat the mirror edge with mirror protection varnish. It is also useful to make the copper foil overlap at the mirror's coated side a little wider.



After the final cleaning of the light I recommend to paint the bottom - this looks more professional than the usual mirror coating.

The rubber bumps ensure the perfect stand even on sensitive ground.

bumps