

# Deco light - Quadro


© [www.inspiration-for-glass.com](http://www.inspiration-for-glass.com)



Deco light "Quadro"



Deco light "Quadro" approx. 16 x 16 x 31 cm ( 6 x 6 x 12" )




Material for one deco light

128 Glass squares 1,5" x 1,5"  
( 3,8 x 3,8cm )


mirror for the bottom  
approx. 16x16cm ( 6 x 6" )

Glass selected for example:  
green: Wissmach 1146 Florentine  
red : Wissmach 18 Florentine

pattern in original size



1,5 x 1,5"



The view from top into the light. Through this opening you put the cable with plug and switch ( 2-way power cord 20 106 02 )



This indentation forms later the opening in the base plate

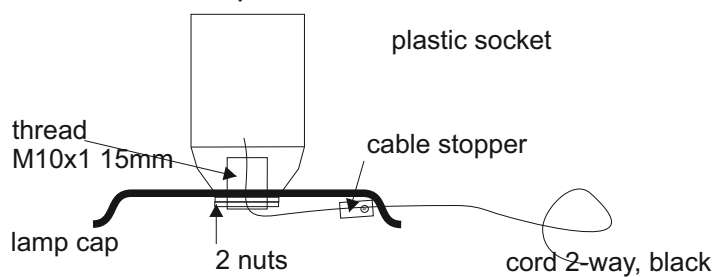


As a light source, either use a small pre-wired lamp base or you assemble the lamp socket yourself, as shown below:

These parts you need for a lamp:



Thus the individual parts are assembled:



Here the ready lamp:



