

# Floor Light - Light

© [www.inspiration-for-glass.com](http://www.inspiration-for-glass.com)



Floor light "Light"



Floor light "Light" size approx. 21 x 21 x 62 cm ( 8" x 8" x 24" )



Material for one floor light

Glass selection:  
 96 x 85 130 02 Bevel 2 x 2"  
 ( 51 x 51 mm )


colored glass:  
 color 1 : 24 pcs. 51 x 51 mm  
 color 2 : 24 pcs. 51 x 51 mm  
 color 3 : 24 pcs. 51 x 51 mm  
 color 4 : 24 pcs. 51 x 51 mm

Glass selection as shown:  
 color 1 : Bullseye 1437-31 Fi  
 color 2 : Bullseye 1320-31 Fi  
 color 3 : Bullseye 1125-31 Fi  
 color 4 : Bullseye 1122-31 Fi

mirror for the bottom approx. 21x21cm ( 8"x8" )

Color distribution

1		1		1		1		1		1		1		1	
	1		2		1		1		2		1		1		2
2		1		1		2		1		2		2		1	
	2		1		2		1		1		2		2		1
1		3		2		2		1		3		2		1	
	2		2		3		2		2		3		3		2
2		3		4		3		2		3		3		2	
	3		4		4		2		2		4		3		4
4		3		3		3		4		4		3		3	
	4		3		4		3		3		3		4		4
3		4		4		3		3		4		4			
	4		4		4		4		4		4		4		4



“ Flame “

- Bullseye 1437-31 Fi
- Bullseye 1320-31 Fi
- Bullseye 1125-31 Fi
- Bullseye 1122-31 Fi


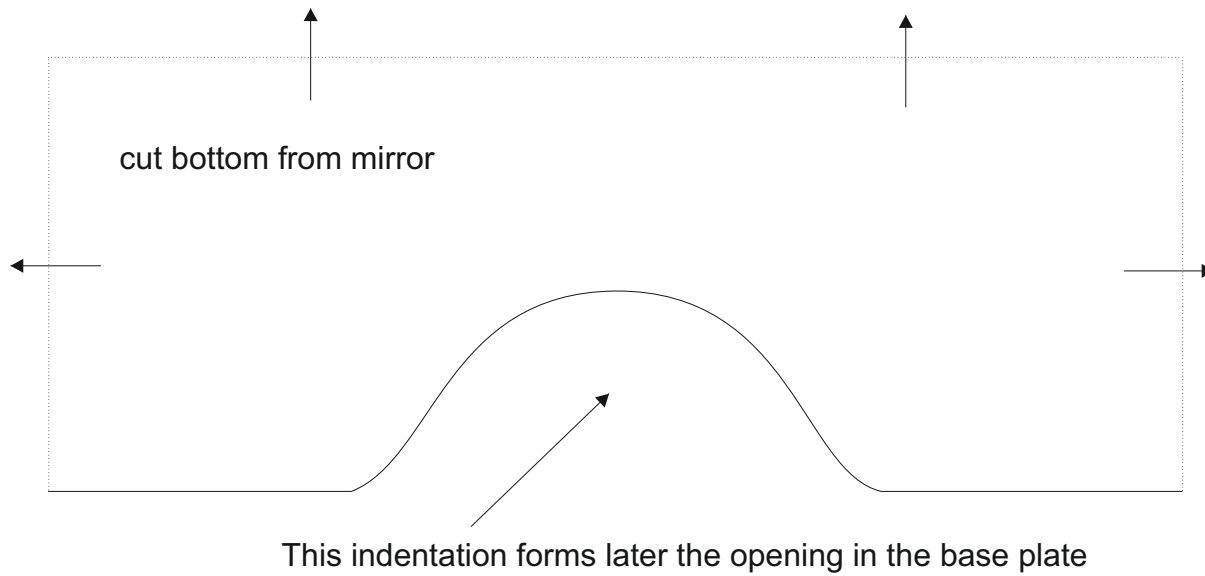


“ Caribbean Flair “

- Bullseye 1437-31 Fi
- Bullseye 1116-31 Fi
- Bullseye 1417-31 Fi
- Bullseye 1464-31 Fi



All information without guarantee




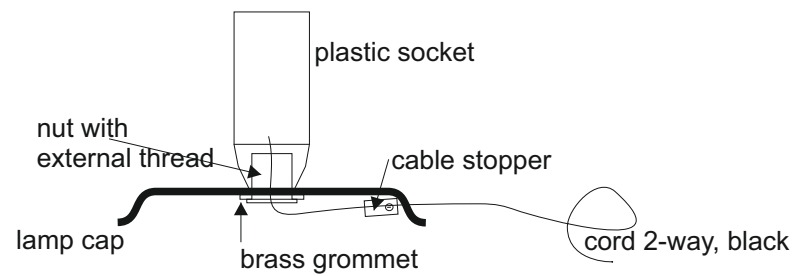
The view from top into the light.  
Through this opening you put the cable with  
plug and switch ( 2-way power cord 20 106 02 )

As a light source, either use a small pre-wired lamp base or you assemble the lamp socket yourself, as shown below:

These parts you need for a lamp:



Thus the individual parts are assembled:



Here the ready lamp:

