

Floor Light - Quadro

© www.inspiration-for-glass.com



Floor light "Quadro"



Floor light "Quadro" size approx. 21 x 21 x 62 cm (8" x 8" x 24")



Material for one floor light

colored glass:

- color A : 38 pcs. 51 x 51 mm (2" x 2")
- color B : 37 pcs. 51 x 51 mm (2" x 2")
- color C : 39 pcs. 51 x 51 mm (2" x 2")
- color D : 38 pcs. 51 x 51 mm (2" x 2")
- color E : 40 pcs. 51 x 51 mm (2" x 2")

mirror for the bottom approx. 21x21cm (8"x8")



Glass selection as shown:
color A : Spectrum 526-2 W
color B : Spectrum 110-8 W
color C : Spectrum 161 W
color D : Spectrum 110-1 W
color E : Spectrum 528-1 W



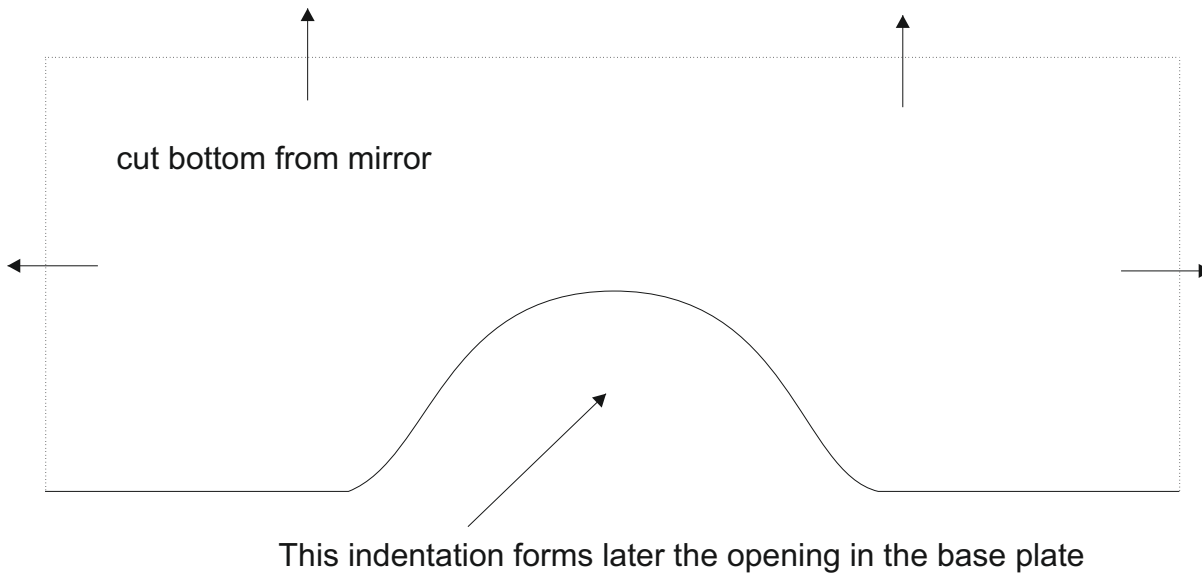
Glass selection as shown:
color A : Spectrum 171 W
color B : Spectrum 534-2 W
color C : Spectrum 151 W
color D : Spectrum 543-2 W
color E : Spectrum 146 W



Color distribution

A	E	B	D	E	D	A	C	E	A	D	C	D	E	A	E
E	D	A	E	D	E	C	B	D	E	B	A	E	C	D	A
C	B	C	B	E	B	D	A	B	D	A	E	A	B	C	D
D	C	A	E	B	E	A	C	A	C	B	C	B	C	D	A
A	E	B	D	E	D	B	A	B	E	D	A	D	E	C	B
B	C	D	E	B	C	A	D	C	A	E	D	C	B	A	D
C	E	B	C	A	D	E	C	E	B	D	C	A	D	C	E
E	D	A	D	D	E	C	B	A	D	E	A	B	E	B	A
D	C	B	A	C	B	E	D	E	C	B	C	A	D	C	E
B	A	E	C	D	A	C	A	C	D	E	D	E	B	E	C
C	E	B	D	C	D	B	E	D	B	A	E	B	C	A	D
A	B	C	A	B	A	E	C	B	A	C	B	A	E	B	C






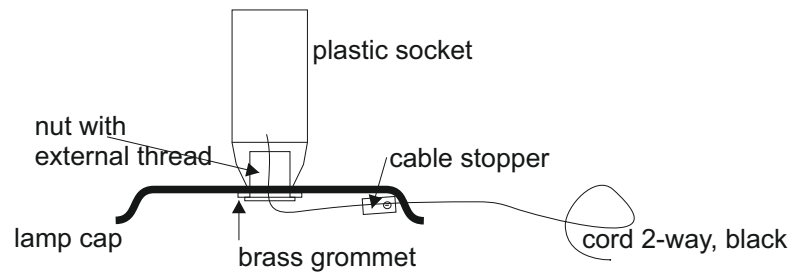
The view from top into the light.
Through this opening you put the cable with
plug and switch (2-way power cord 20 106 02)

As a light source, either use a small pre-wired lamp base or you assemble the lamp socket yourself, as shown below:

These parts you need for a lamp:



Thus the individual parts are assembled:



Here the ready lamp:

