

Floor Light - Style

© www.inspiration-for-glass.com



Floor light " Style "



Floor light " Style "
size approx. 21 x 21 x 60 cm
(8" x 8" x 24")



Material for one floor light:

Glass selection:

Basis glass transparent : 40 pieces 1" x 4"
16 pieces 1" x 8"

Opalescent glass : 60 pieces 2" x 4"

mirror for the bottom. 21x21cm (8" x 8")

glass used in the example:

Basis glass transparent: Spectrum 110-1 A
(pale amber Artique)

Opalescent glass : Spectrum 209FL



Floor light " Style "

Variation with clear
Artique-Glass



Material for one floor light:

Glass selection:

Basis glass transparent : 40 pieces 1" x 4"
16 pieces 1" x 8"

Opalescent glass : 60 pieces 2" x 4"

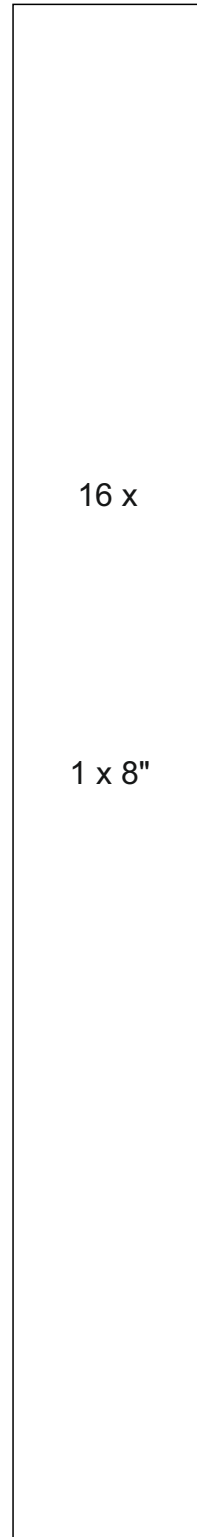
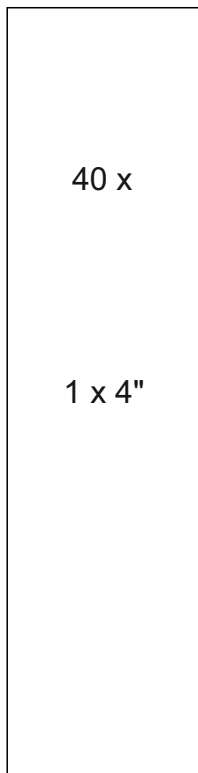
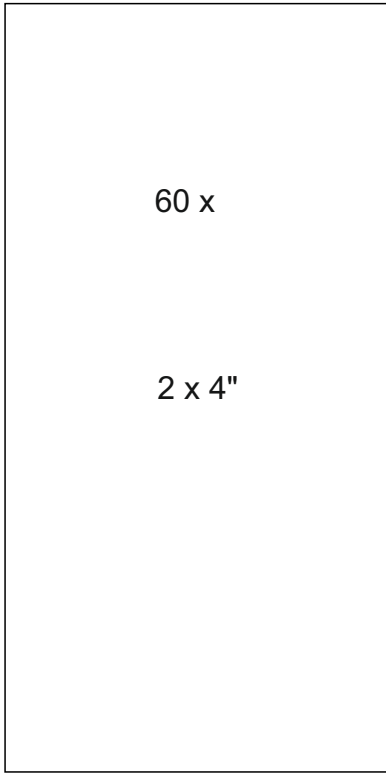
mirror for the bottom. 21x21cm (8" x 8")


glass used in the example:

Basis glass transparent: Spectrum 100 A
(clear Artique)

Opalescent glass : Spectrum 209FL

Pattern in original size

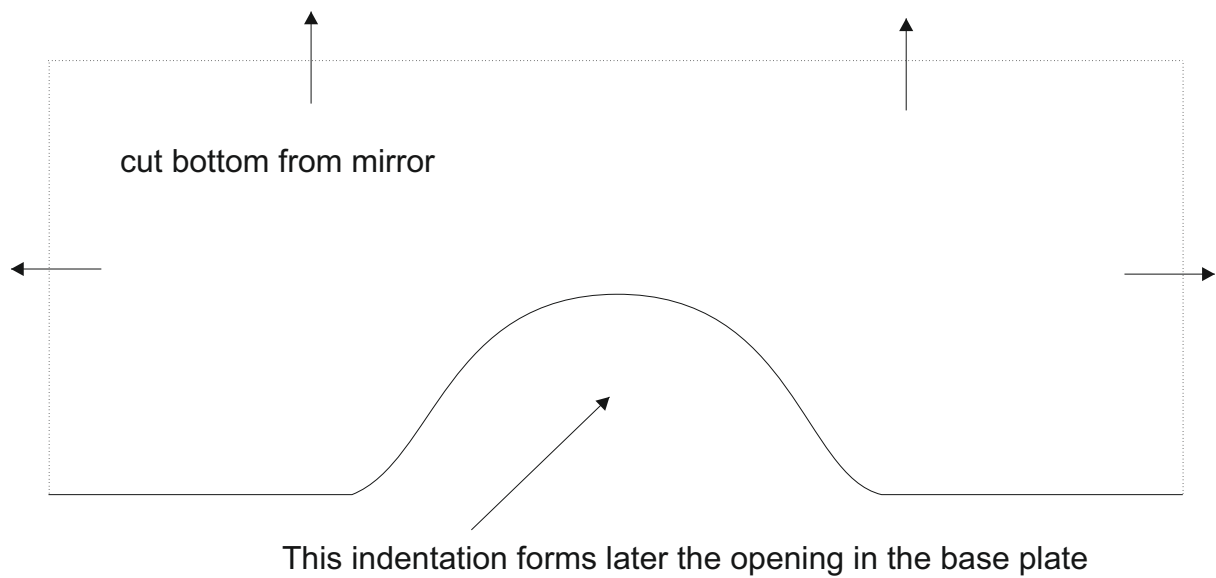




scale 1 : 2,5




The view from top into the light. Through this opening you put the cable with plug and switch (2-way power cord 20 106 02)



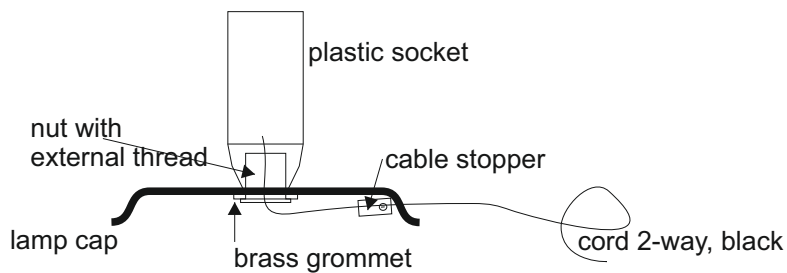


As a light source, either use a small pre-wired lamp base or you assemble the lamp socket yourself, as shown below:

These parts you need for a lamp:



Thus the individual parts are assembled:



Here the ready lamp:

