

# Floor Light - Tower 1

© [www.inspiration-for-glass.com](http://www.inspiration-for-glass.com)



Floor light "tower 1"



Floor light "tower 1"

size approx. 21 x 21 x 59 cm ( 8" x 8" x 23" )

Material for one floor light:

48 x bevel 1" x 6" = 2,5 x 15,2 cm ( 8511006 )

56 x bevel 1" x 1" = 2,5 x 2,5 cm ( 8511000 )

16 x bevel 1" x 8" = 2,5 x 20,3cm ( 8511008 )

mirror for the bottom. 21x21cm ( 8" x 8" )

total 44 x glass stripes 1" x 6" = 2,54 x 15,24 cm


glass used in the example above:

12 x Spectrum 110-1 RR

12 x Spectrum 161 RR


12 x Spectrum 171 RR

8 x Spectrum 151 RR

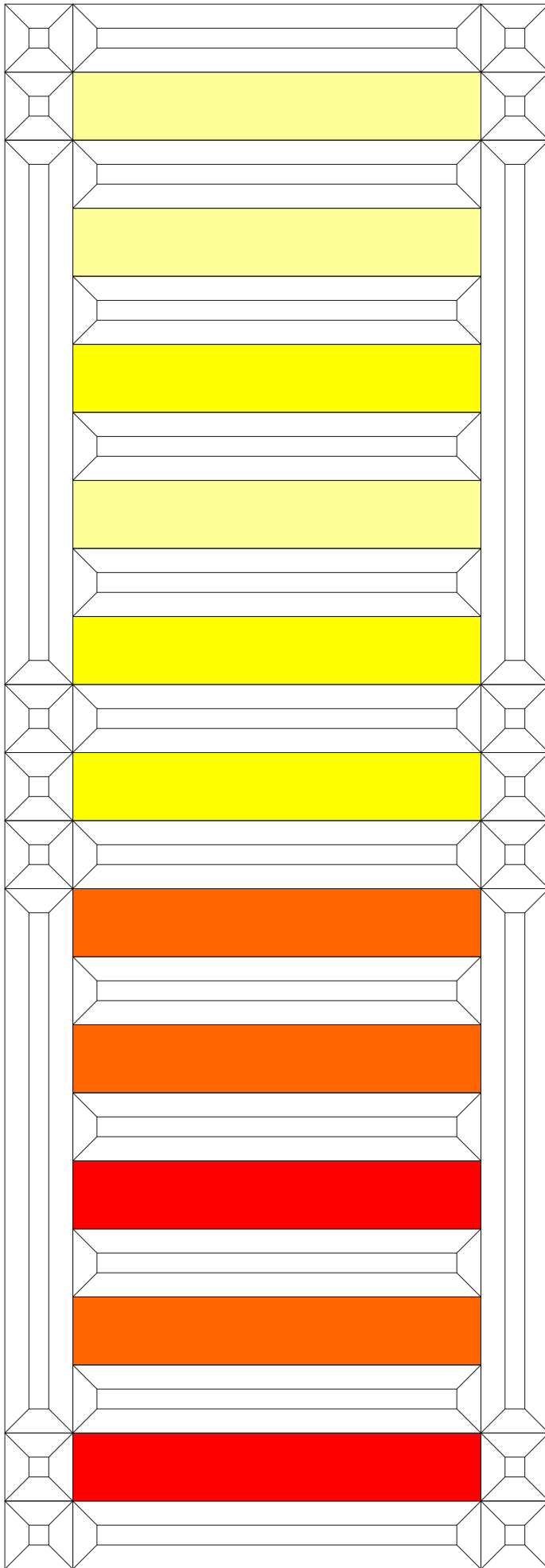




Floor light "tower 1"  
as illuminated "vase"  
for artificial flowers  
and branches.




Floor light "tower 1"  
Shadow - Design...



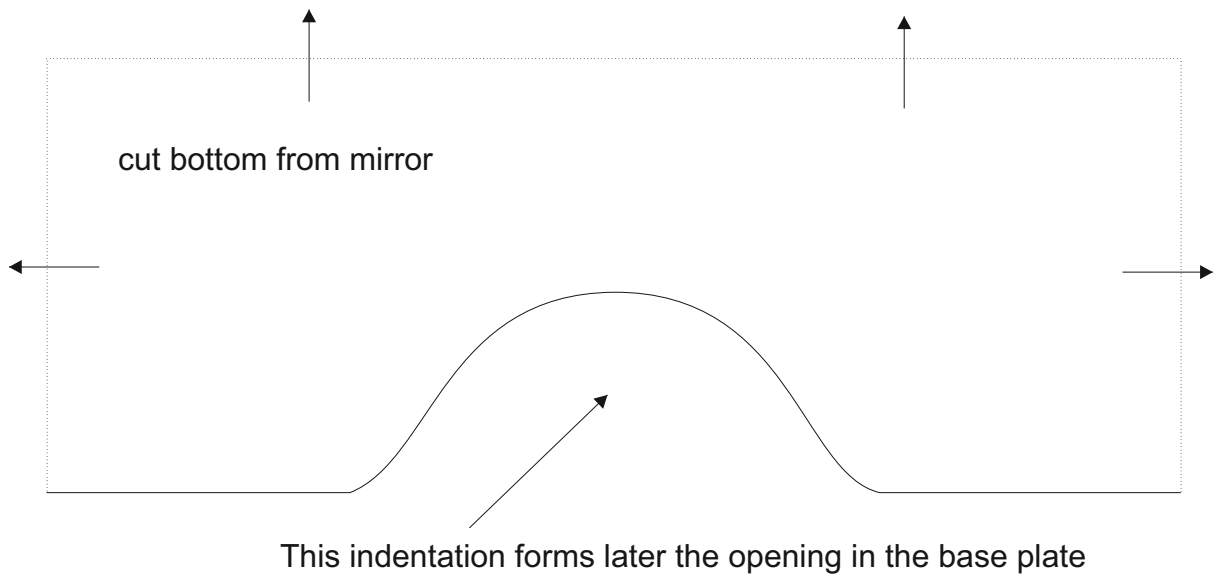
total 44 x glass stripes 1" x 6"



Original size 152,4 x 25,4 mm




The view from top into the light. Through this opening you put the cable with plug and switch ( 2-way power cord 20 106 02 )



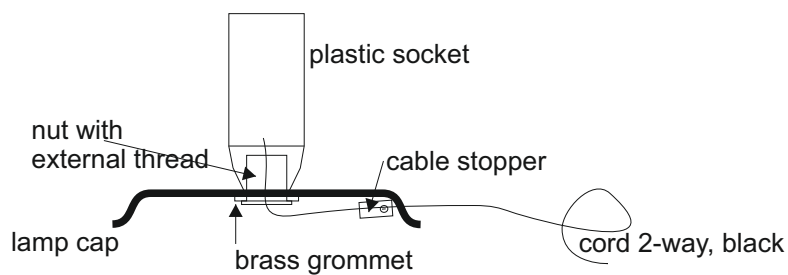


As a light source, either use a small pre-wired lamp base or you assemble the lamp socket yourself, as shown below:

These parts you need for a lamp:



Thus the individual parts are assembled:



Here the ready lamp:

