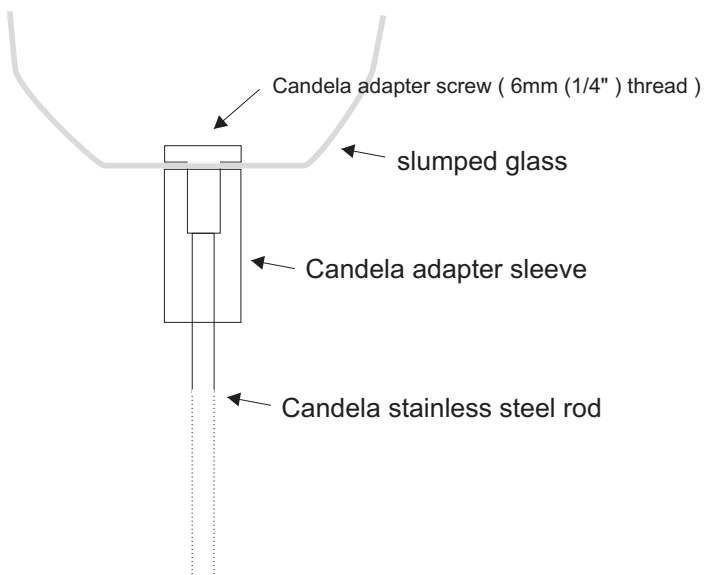


Fused Glass Party Light CANDELA



Party Light CANDELA, d=16 cm / 6" , h=13 cm / 5"



1362000
Candela adapter
stainless steel



Material list for metal parts:

1362000 Candela adapter stainless steel

depending on location (balcony box, plant pot, garden):

1361025 Candela stainless steel rod 25cm / 10"


1361050 Candela stainless steel rod 50cm / 20"

1361099 Candela stainless steel rod 100cm / 40"

Instructions


First, you cut a glass plate 20 x 20 cm / 8" x 8".
Choose an interesting piece of glass or melt the plate according to your favorite design yourself.

Place the glass plate 20x20cm centered on the with primer prepared vases former.




Glas plate after slumping


Depending on the glass start at bending temperature 640°C / 1180°F. Watch the process and if necessary, increase the temperature.




3520900, small vase former d:7.8/h:10.4cm (3.5x4.69") coated with primer. Place a circle out of fiber paper on the bottom.




Now drill a hole in the bottom of the slumped glass. This is easiest with a grinder Kristall 2000S (3010150) and ...



... the right accessories:
3010111 Drill head cooling / water pump
3020406 grinding head 6mm / 1/4" turbo



Mark the center of the bottom. To start, hold the glass in a slight angle and then grind in a horizontal position.



With very little pressure only grind a hole in the glass. finished ..