


Gardenstick - Fashion Square

© www.inspiration-for-glass.com





Garden Stick "Fashion Squares"



A colorful highlight
in the balcony box


ensures ... even for color
when the flowers are not
blooming ..
.. or as a beautiful
decoration in the fall
and winter

.. or of course
in the garden



....such a beautiful splash of color everywhere...

Pattern in original size



Simply select 4 beautiful pieces of glass 9 x 9 cm and off you go ..

In the examples on the front page, I used Spectrum Glass 369-1 to 379-1.

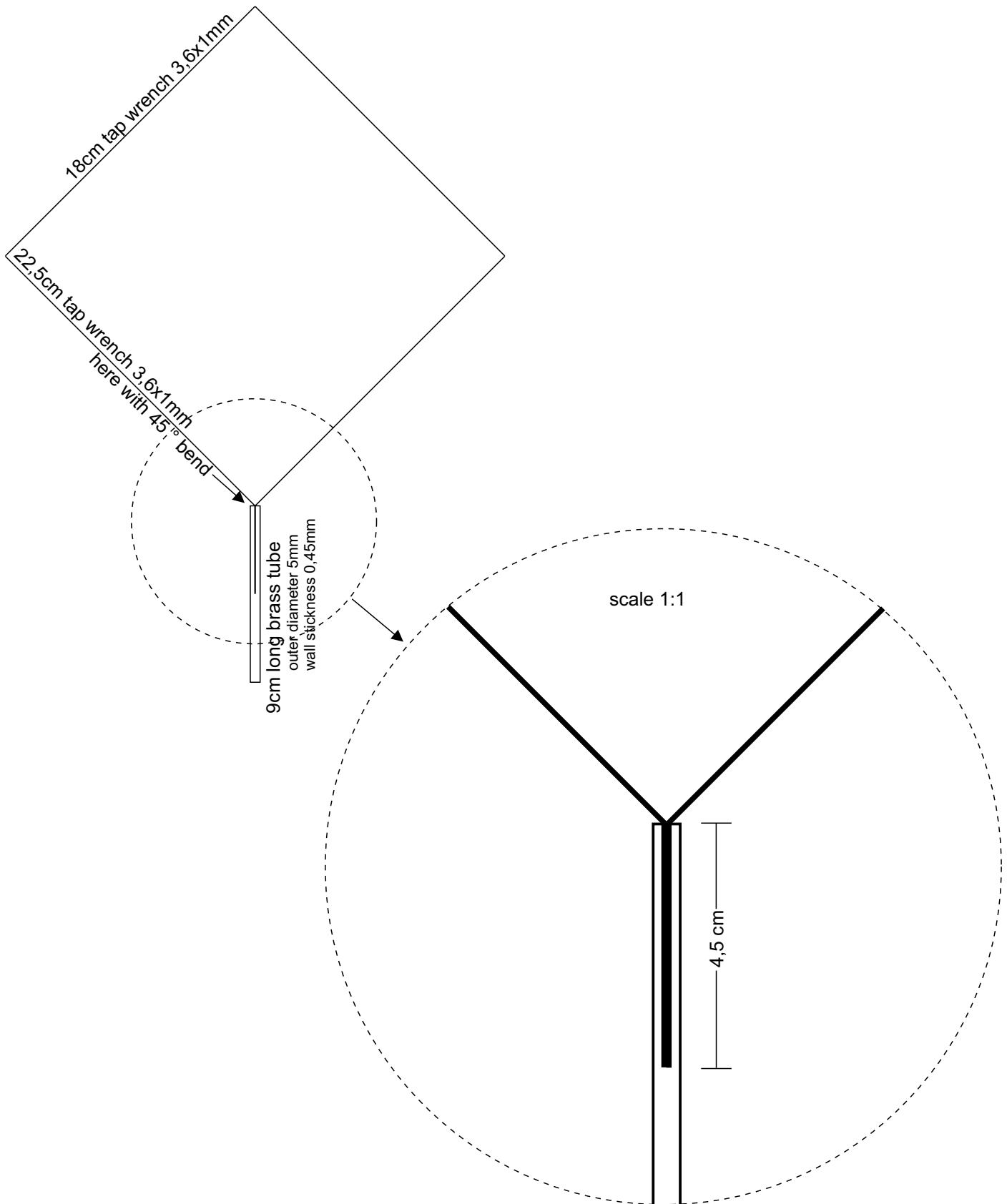
The glass picture is framed with a thin metal frame. This creates a stable holder and you can put the glass work on a 4mm stainless steel rod in the garden or balcony.

For the metal frame you will need:

- 9cm brass tube 5mm, wall thickness 0,45mm (42 520 00)
- 100cm metal strip 3,6x1mm, also called tap wrenches (42 200 00)

For detailed instructions, you can download on the overview page "Garden sticks".
A simplified schematic diagram you will also have here on the next page.

Metal frame - Schematic:



For detailed instructions for the metal frame, please go back to “garden-sticks overview “ or click here: