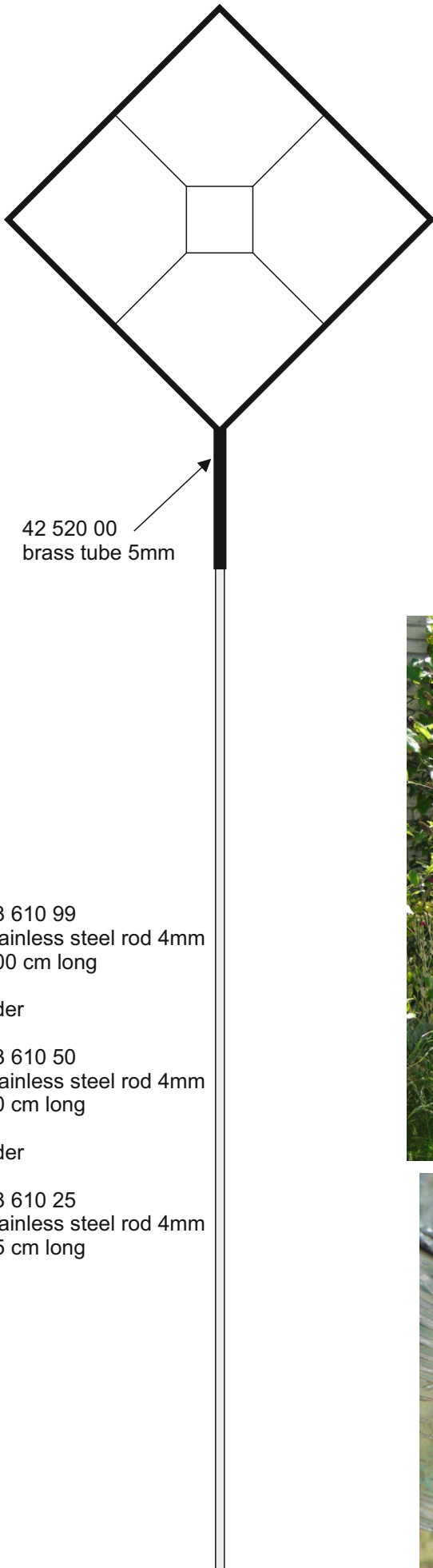


Gardenstick - Spot

© www.inspiration-for-glass.com






Garden Stick "spot"




simply beautiful
in the light
beautiful glass
for your garden!

The midfield, you can
make quite different
- in bold colors
.. or rather decent.



....Here the midfield from Dichroic glass in detail...

Pattern in original size



In the examples on the front page, I worked with Spectrum iridescent glass and dichroic glass.

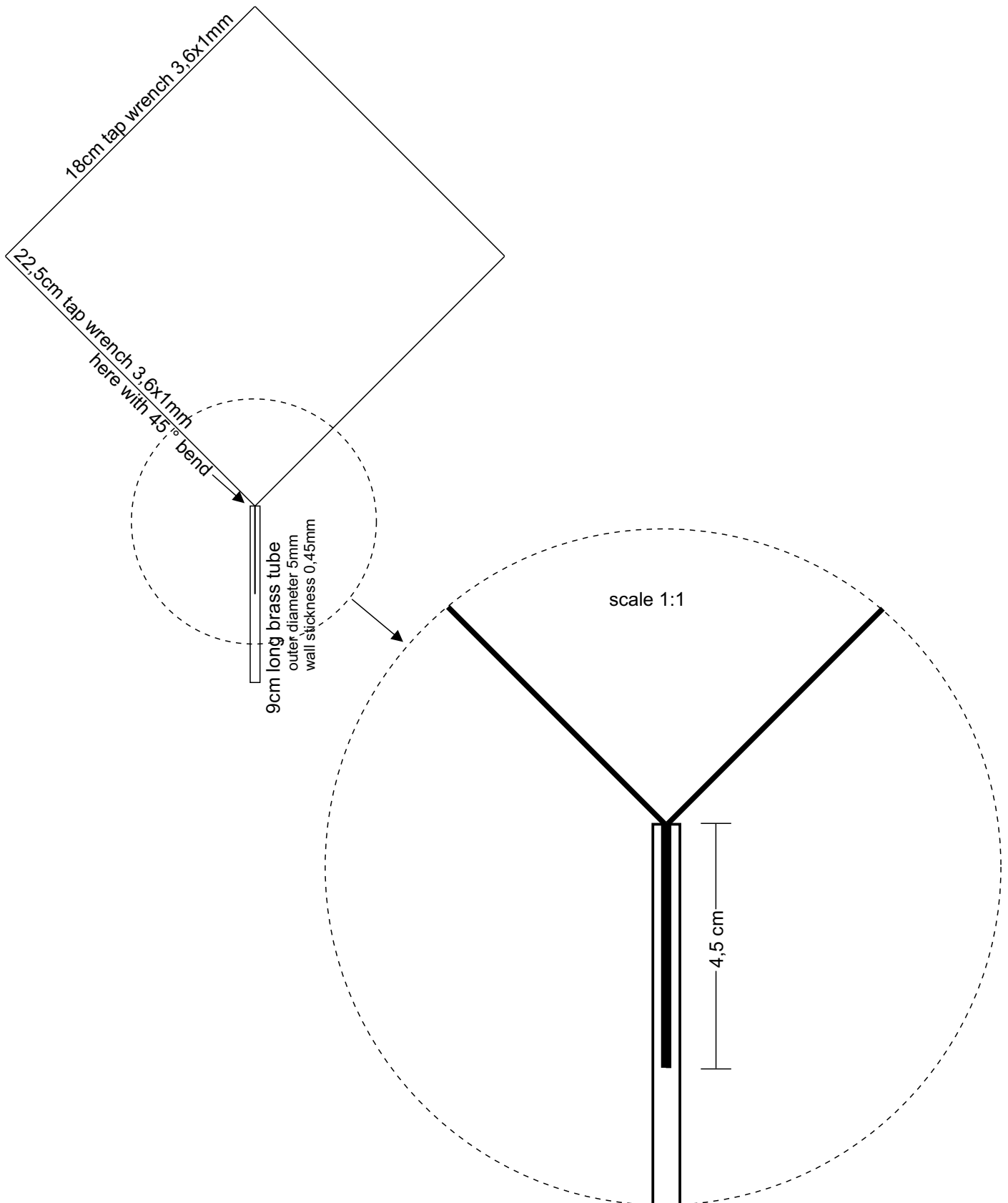
The glass picture is framed with a thin metal frame. This creates a stable holder and you can put the glass work on a 4mm stainless steel rod in the garden or balcony.

For the metal frame you will need:

- 9cm brass tube 5mm, wall thickness 0,45mm (42 520 00)
- 100cm metal strip 3,6x1mm, also called tap wrenches (42 200 00)

For detailed instructions, you can download on the overview page "Garden sticks".
A simplified schematic diagram you will also have here on the next page.

Metal frame - Schematic:



For detailed instructions for the metal frame, please go back to “garden-sticks overview “ or click here: