

Garden Art - Hibiscus

© www.inspiration-for-glass.com

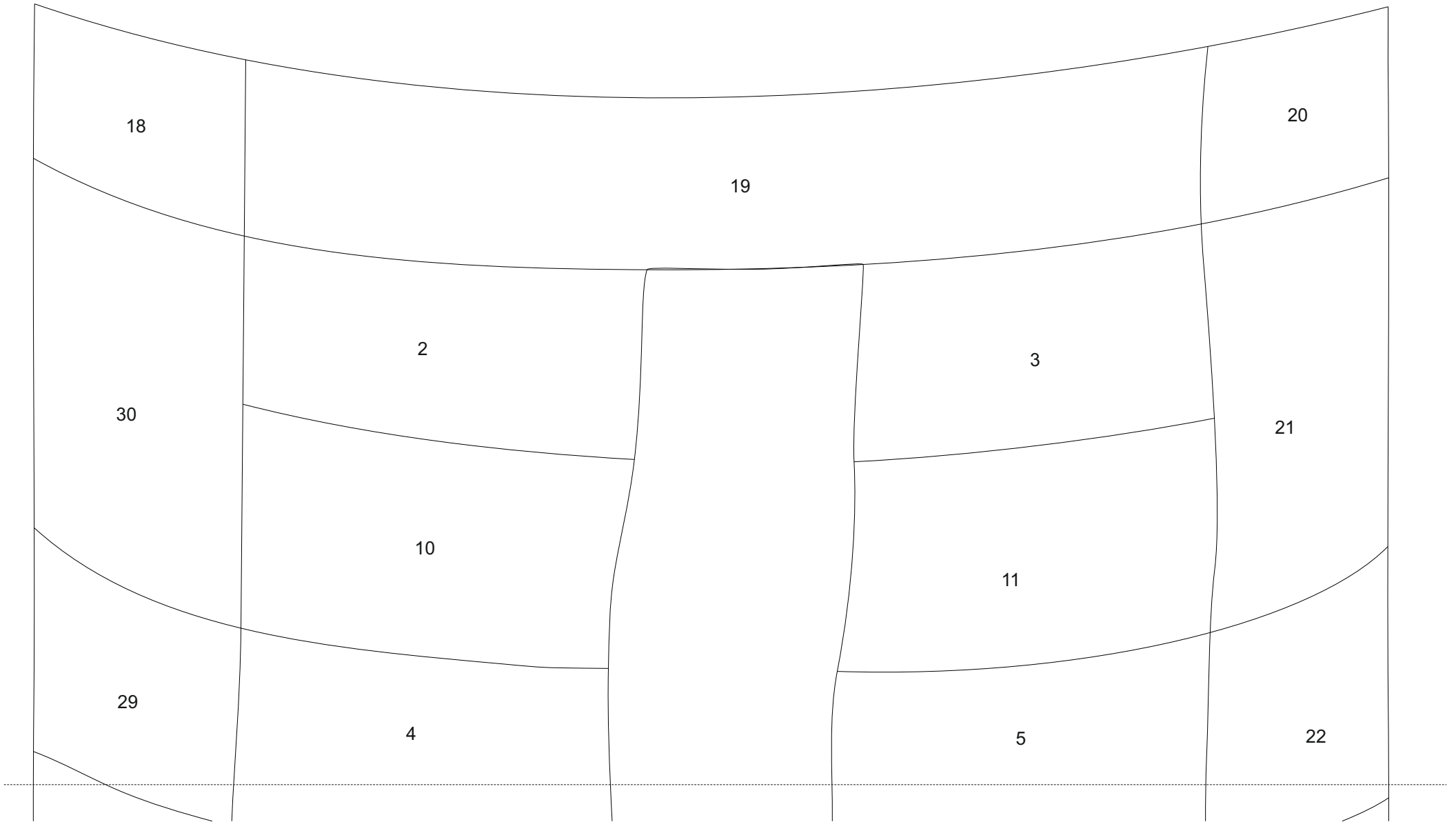


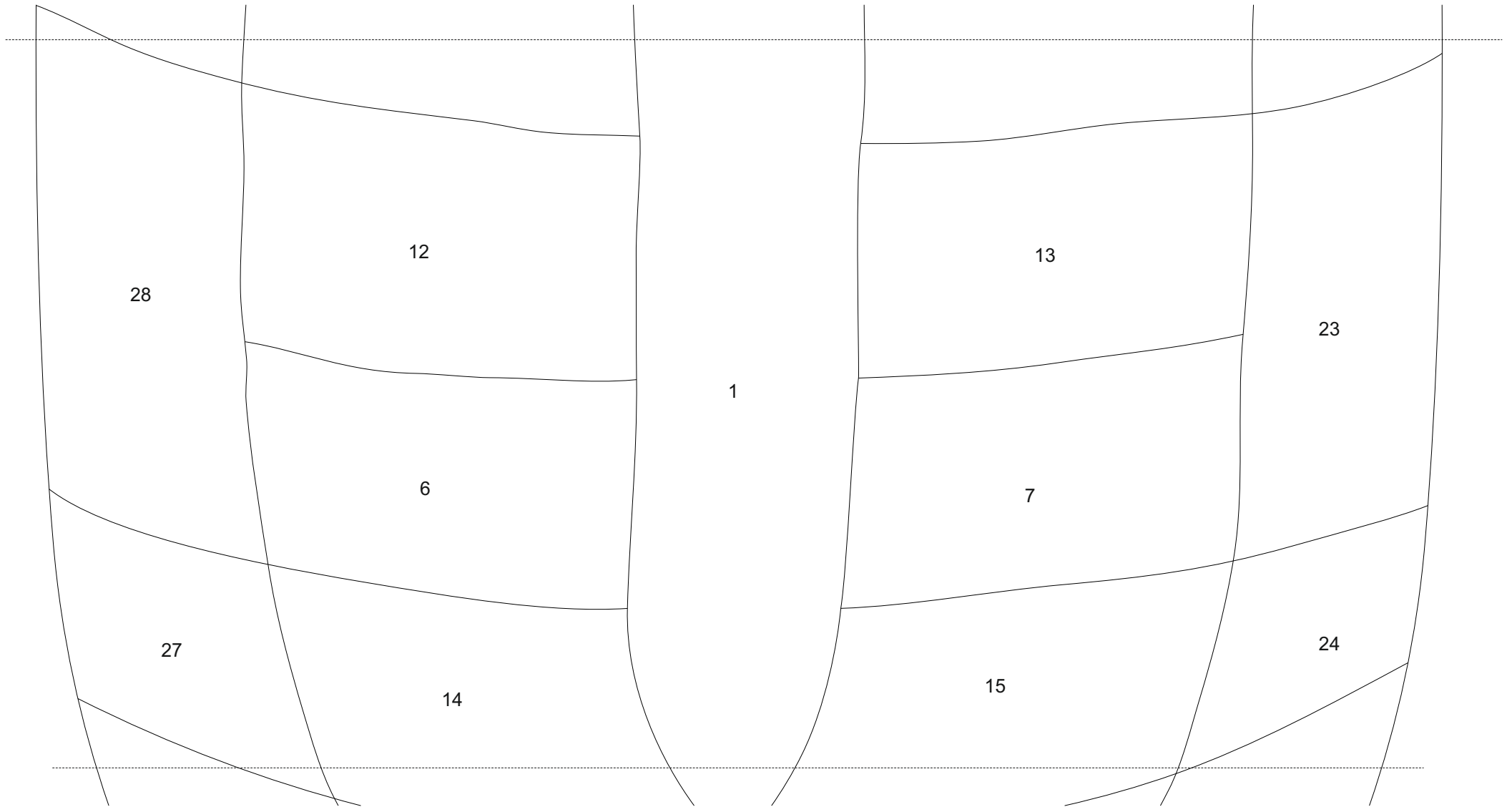
“ Hibiscus “ Garden Art in the garden or on your balcony..

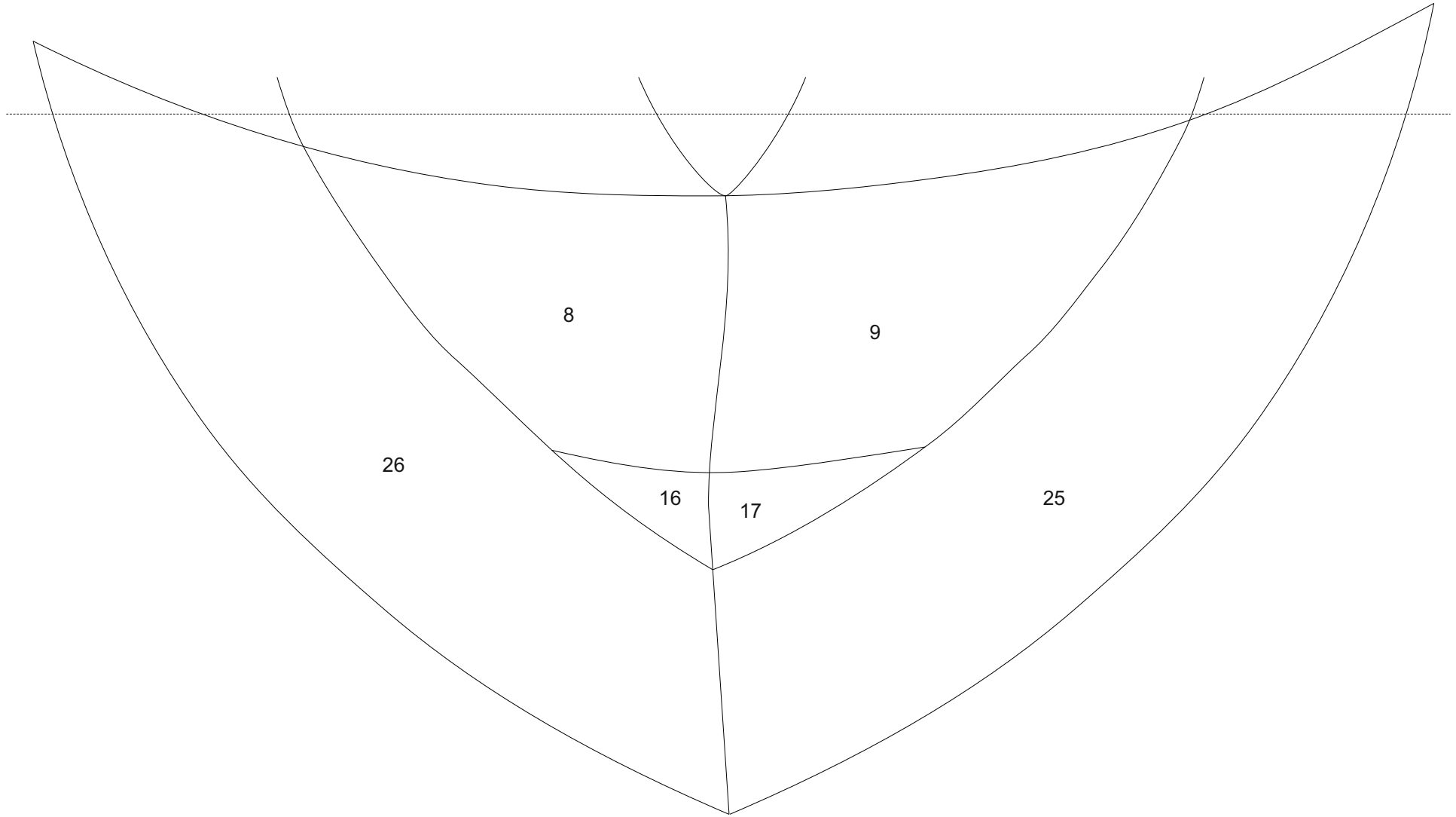


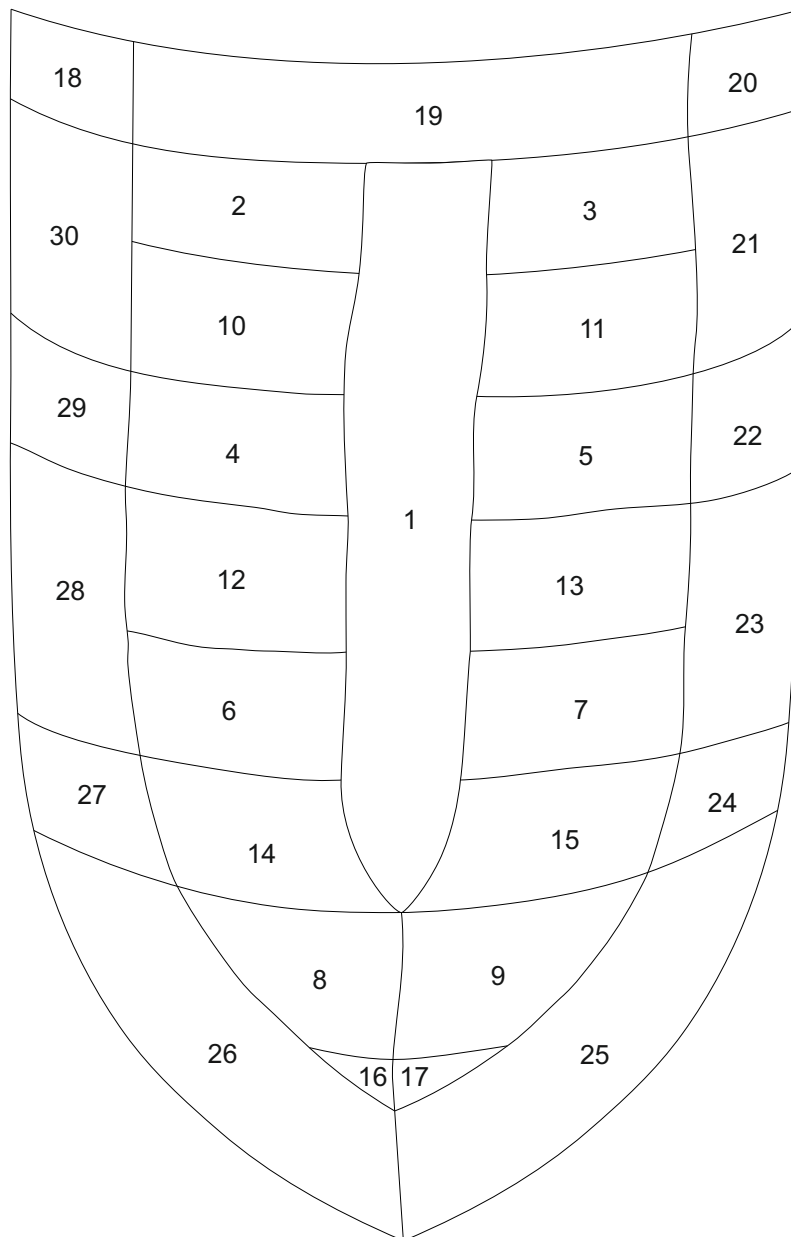
All information without guarantee.

“ Hibiscus “ 41 x 26 cm (16 x 10 “)









scale 1:2,5

piece	glass selection like in original
1	Spectrum Glas 100 R
2 - 9	Spectrum Glas Spirit 4561 SF
10 - 17	Spectrum Glas 100 CZ
18 - 30	Spectrum Glas 100 Chord



The principle is simple ..
 Around the actual glass work solder a metal
 construction.
 Use a Metal pipe as a stand and you're set.

A few general notes on the materials used in the metal frame:

LIVING in EUROPE - METRIC system:

Materials should be in color glass trade actually known under the following numbers:

- 4252000 - You will need 2 meters
 1 meter brass tube with an outside diameter of 5mm and wall thickness 0.45 mm
- 4251800 - You need 0.5 meters
 1 meter of brass pipe with outer diameter and 2mm wall thickness 0.5 mm
- 4220000 - You will need 1 meter
 Metal strips 1mm x 3.6 - usually as "wrench" means.
- 2431800 - You will need 2 pieces
 Brass washer diameter 20mm x hole 10mm x 2mm thick
 The copper pipe with outer diameter 12mm and thickness 1mm is available at the hardware store.

A detailed instruction you will find for free download on the " garden art " overview page. A simplified schematic diagram can be found here on the next page.

LIVING in the USA :

Materials should be found at your art glass supplier or hardware store :

- (A) - You will need 7'
 brass tube with an outside diameter of 13/64" and wall thickness 3/64"
- (B) - You need 25"
 brass pipe with outer diameter and 5/64" wall thickness 3/64"
- (C) - You will need 1 meter
 metal strips 1mm x 9/64" - usually as "wrench" means.
- (D) - You will need 2 pieces
 brass washer diameter 51/64" x hole 13/32" x 5/64" thick
 The copper pipe with outer diameter 1/2" and thickness 1/8" is available at the hardware store.

