



Candle Light - Triangle Diamond

© www.inspiration-for-glass.com




Candle Light " Triangle and Diamond "



Candle light " Triangle and diamond " approx. 20 x 11 x 22 cm (8" x 4" x 9")

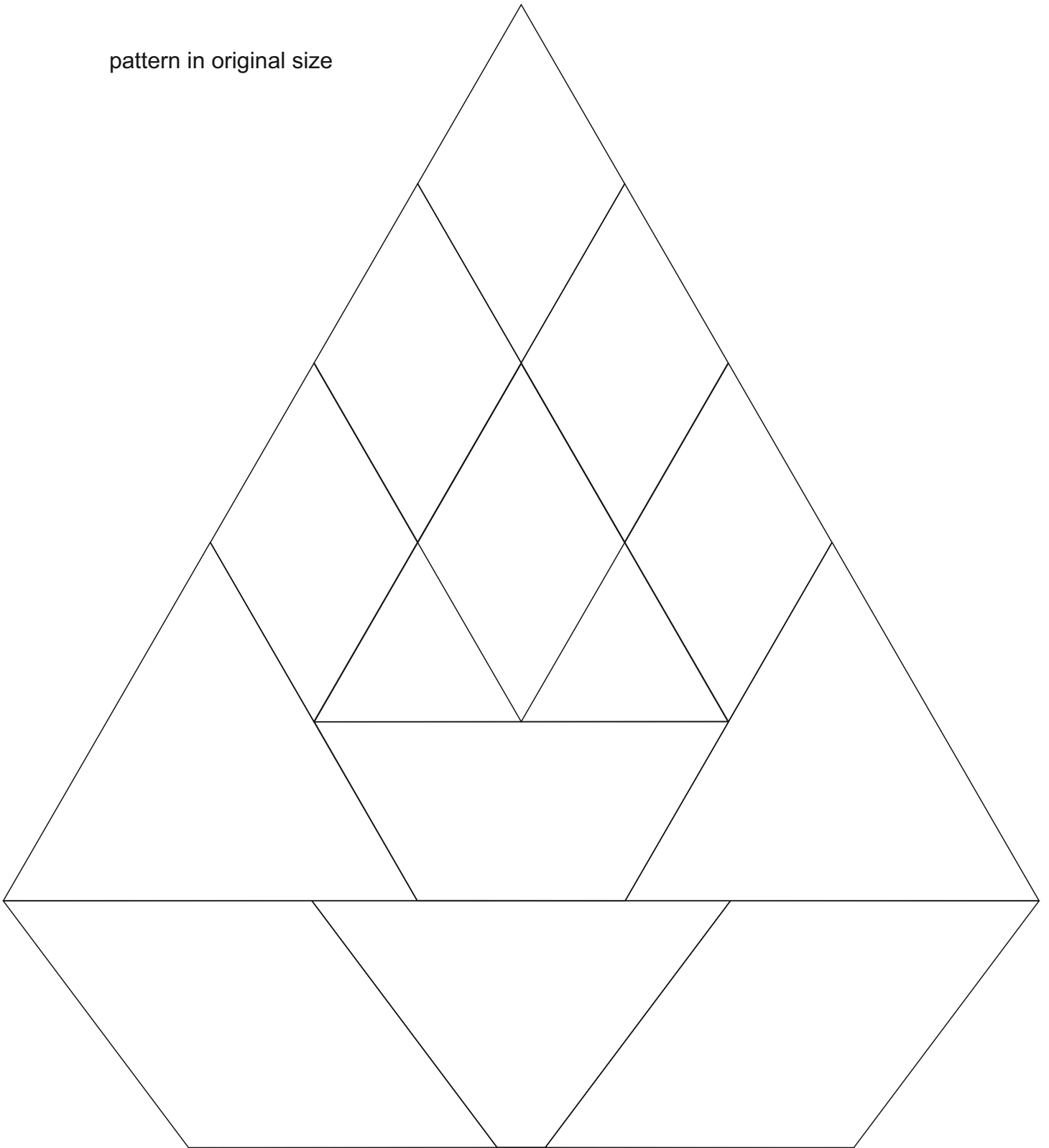


This example shows:
Spectrum 100 Krinkle
and glasses of the series "RR".



Impression in the dark
A play of light and shadow

pattern in original size



bottom plate, cut from mirror



Please adjust the size of the bottom plate to your candle light.
The easiest is to first solder all four sides of the glass.
Then measure the exact size of the bottom plate
and cut accordingly.

pattern in original size



Here you may solder a reinforcement
from 1mm brass wire at the sides.

Candle light “ Triangle and Diamond “ GREEN YELLOW




shadow play

Example:

clear glass:	Spectrum 100 CZ
light green:	Spectrum 526-2 RR
dark green:	Spectrum 125 RR
yellow:	Spectrum 161 RR

Candle light "Triangle and Diamond" Orange-Red-Yellow



shadow play

Example:

clear glass: Spectrum 100 Krinkle
orange: Spectrum 171 RR
red: Spectrum 151 RR
yellow: Spectrum 161 RR