




Glass selection:

- Piece 1 - 12 : Spectrum 110-2 RR
- Piece 13 - 21 : Spectrum 100 GG
- Piece 22 - 27 : Bullseye 2164-30F
- Piece 28 - 39 : Spectrum 130-8 RR
- Piece 40 - 75 : Spectrum 100 GG
- Piece 76 - 116 : Spectrum 134 RR

Room design " Summer Flower "

approx. 90 x 92 cm (34" x 36")

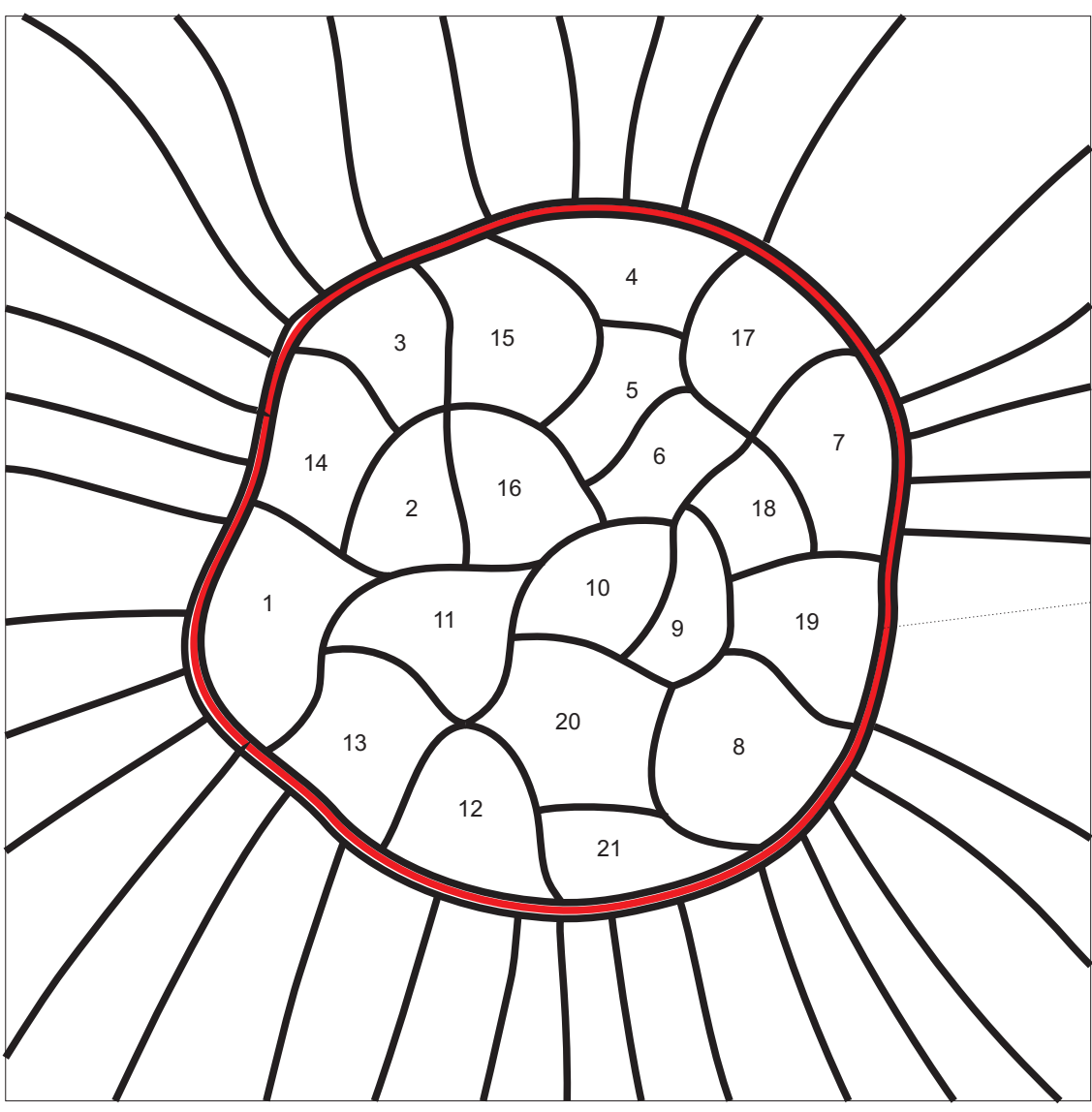


○ = here you drill a hole of about 6-7mm in diameter.
You will need the three holes, for mounting
the glass picture onto the wall.
wall mounting with: distance holder 4596100

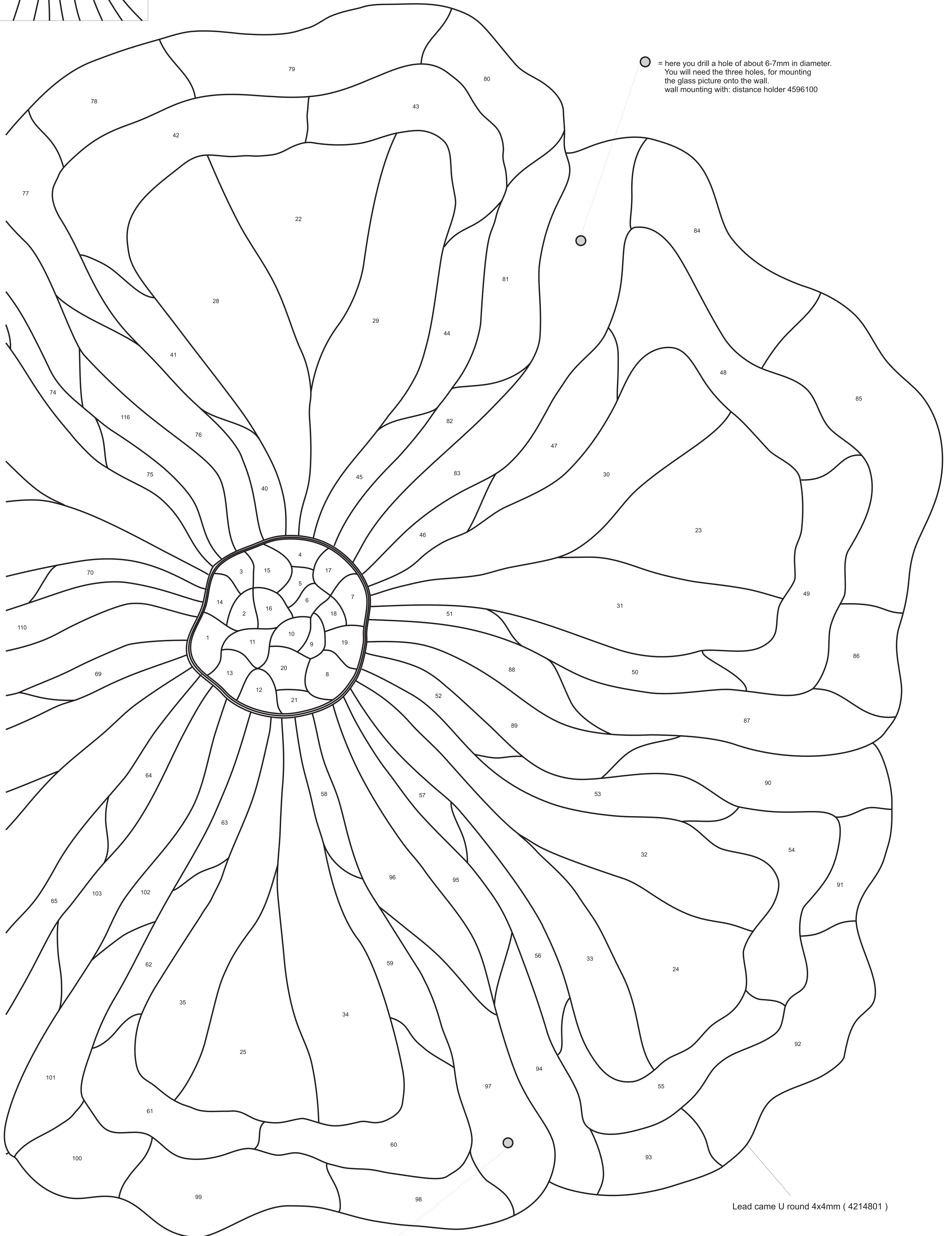
Lead came U round 4x4mm (4214801)

Pattern in original size

○ = here you drill a hole of about 6-7mm in diameter.
You will need the three holes, for mounting
the glass picture onto the wall.
wall mounting with: distance holder 4596100



For reinforcement please solder here (red line) an additional 3.6x1mm reinforcing bar (4220000).



● = here you drill a hole of about 6-7mm in diameter.
You will need the three holes, for mounting
the glass picture onto the wall.
wall mounting with: distance holder 4596100

Lead came U round 4x4mm (4214801)

Pattern in original size

● = here you drill a hole of about 6-7mm in diameter.
You will need the three holes, for mounting
the glass picture onto the wall.
wall mounting with: distance holder 4596100