
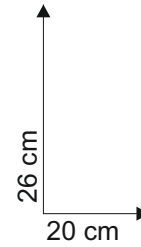




# Sideboard Light - Black Pyramid

© [www.inspiration-for-glass.com](http://www.inspiration-for-glass.com)





black pyramide



In this example used glasses:

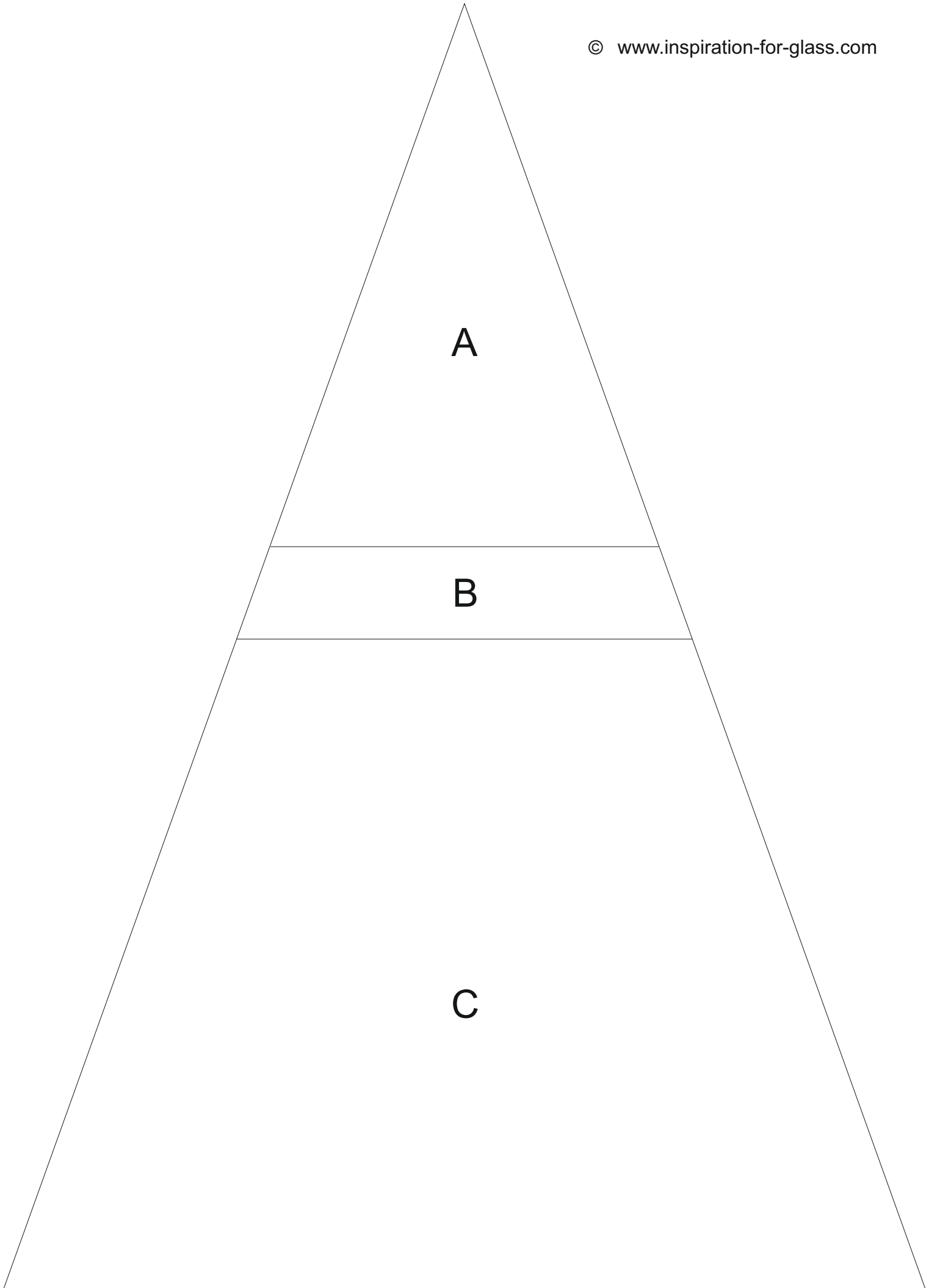
red luminous stripe (C):  
Bullseye 1122-31F, transparent red iridescent


dark glass (A + B):  
Bullseye 0100-37F, black silvery-iridescent

A

B

C





example from Spectrum 1009 Chord 6mm

The light base 25 x 25 cm

The size of the light base is 25 x 25 cm, with a 12mm drilled hole in it's middle.



The edges of the base can be covered with copper foil and soldered around - however, does not have to. If you have cut the sheet carefully enough a most lightly deburring of the sharp edges should be fine (mainly with a grinding pad). Also see detailed description to the construction of the light base.

www.inspiration-for-glass.com

The light base construction:

