

Candle Light -Tree of Light

© www.inspiration-for-glass.com




Tree of Light



Tree of Light approx. 34 x 27 x 30 cm (14" x 11" x 12")



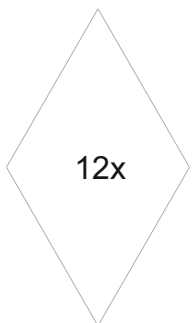
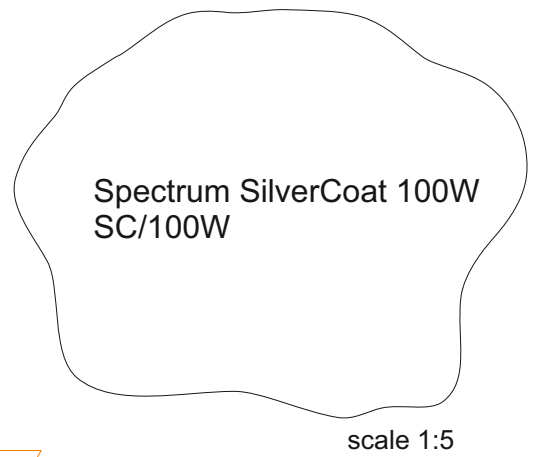
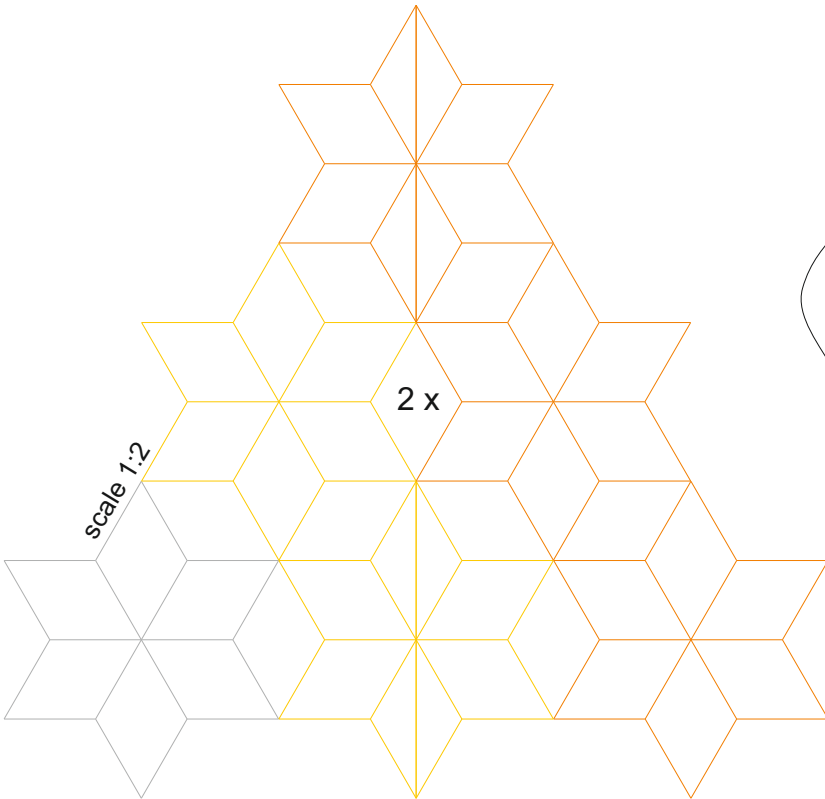
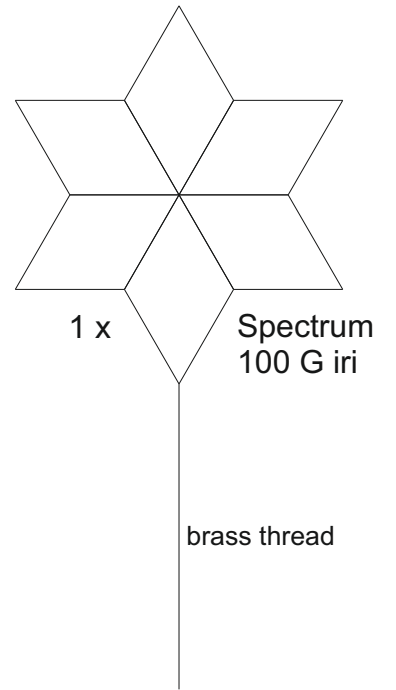
Tree of Light in detail



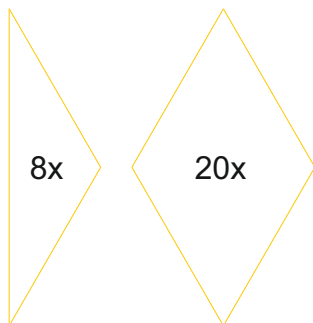
The tree of light can be both, a modern Advent wreath as well as just a very decorative element in your wintry decoration.

Candle Light -Tree of Light

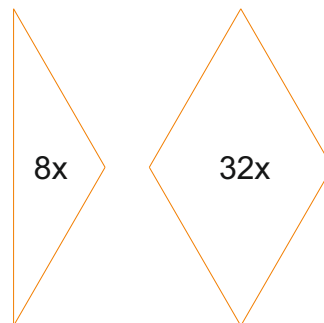
Material as used in the original:



Glue chip glass clear

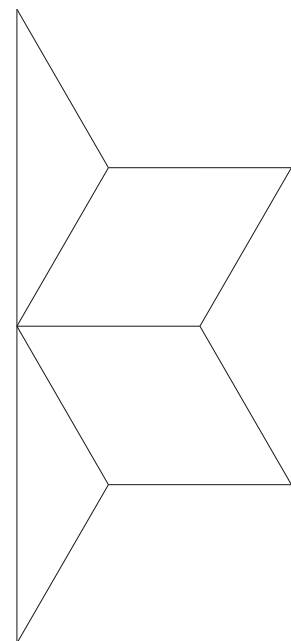
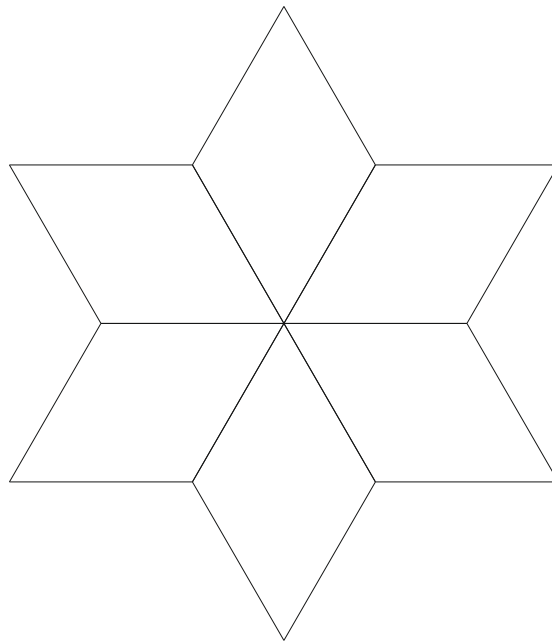

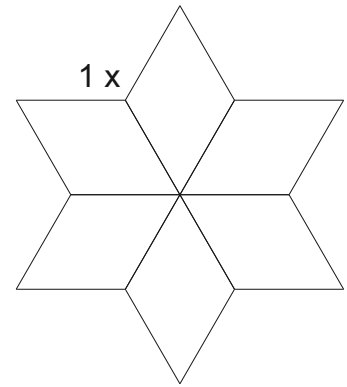


Wissmach MY 0001 Mystic pale amber



Wissmach FLOR 0002 Florentine light amber

Pattern in original size





Pattern in original size







TIP: You get a nice seam by grinding with a Mirror Grinder Head.



Mirror Grinder Head 19mm (3/4")

With the mirror grinder head you grind a so-called C - edge, a good looking hem. This is useful if the glass piece is not to be edged with copper foil, so the edge is clearly visible.

To protect the sensitive back of the mirror from injuries caused by small possibly to the grid plate adhering glass splinters I grind the mirror with the usually less sensitive glass side down.
But beware, small pieces can also lead to scratchers on the mirror top.
It is best to clean the grinder before you grind mirror.