


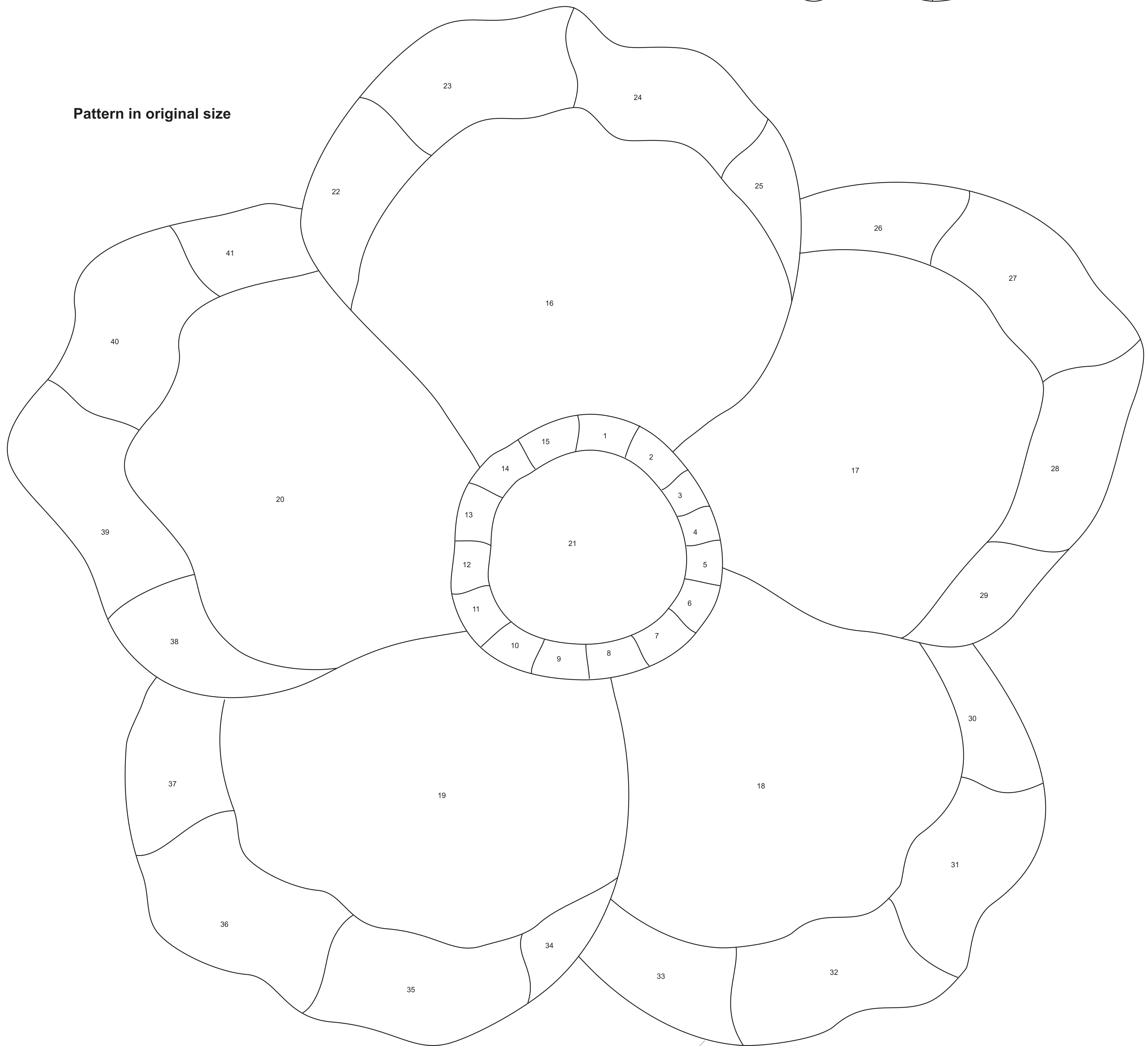


Glass selection:
 piece 1 - 15 : Dichroic 3534218 (UBGR-CY)
 piece 16 - 20 : Spectrum 6000-81 CC
 piece 21 : Spectrum 6067-83 CC
 piece 22 - 41 : Spectrum 6076-83 CC




Room design "Flora"
 ca. 65 x 60 cm (26" x 24")

Pattern in original size



Spacers made of 2mm brass wire. Prepare two rings and solder them at the back of the image down at the rear panel. These spacers ensure that the picture will hang perpendicular to the wall. (You will have the same distance everywhere, on the wall)



Suspension from 2mm brass tube soldered to the back.



Lead came U shaped 4x4mm (4214801) When you coat the lead profile with solder, you can also use coppercolor to patinate it.

Glue the lead profile along the shape of the whole glass object, for permanent holding.