

# Wall Picture 3D - Egyptian Hills

© [www.inspiration-for-glass.com](http://www.inspiration-for-glass.com)







Room design " Egyptian hills "

ca. 113 x 40 cm ( 45" x 16" )

glass selection:


- yellow: Bullseye 1320-30F iri
- light orange : Bullseye 1025-31F iri
- orange : Bullseye 1125-31F iri
- red: Bullseye 1122-31F iri
- aquamarine: Bullseye 1116-31F iri
- blue: Bullseye 1464-31F iri
- clear: Bullseye 1101-44F iri
- clear background: Spectrum 100 Chord

Pattern in original size

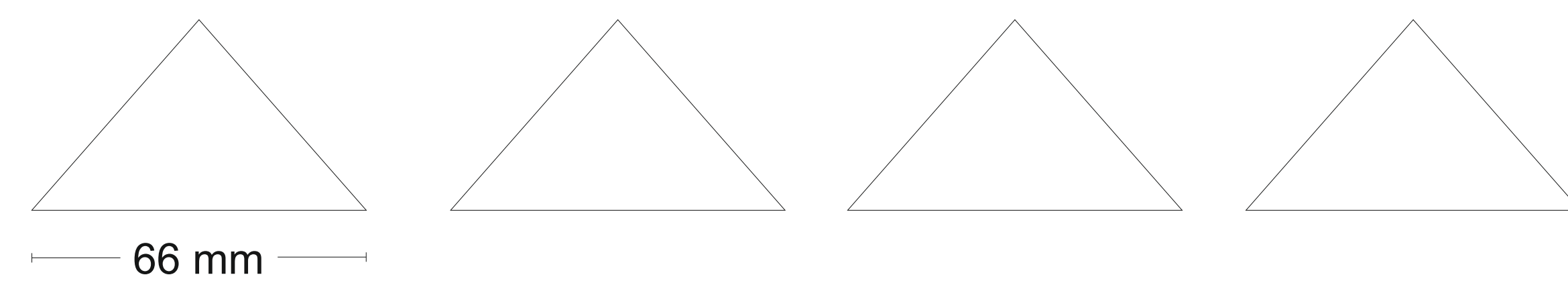


● = here you drill a hole of about 6-7mm in diameter.  
You will need the four holes, for mounting  
the glass picture onto the wall,  
wall mounting with: distance holder 4596100

For a stronger construction please sold around the picture with two layers of reinforcing bar of 3,6x1mm ( 4220000 )



Pattern in original size:



**Attention !!**  
First finish the three segments of pyramids.  
Measure the precise size of these three segments and  
fit the background accordingly.